



Academic Search Premier

A Step-by-Step Guide to Finding Journal Articles

Academic Search Premier is a partially full text database containing many scholarly journal articles from over 4,000 publications. The journals offered cover nearly all areas of study - including social sciences, humanities, education, computer sciences, engineering, language and linguistics, arts & literature, medical sciences, ethnic studies, etc.

How to Access Academic Search Premier

1. Go to the Blinn College Library Homepage: <http://www.blinn.edu/library>
2. Select "Journal, Magazine & Newspaper Articles"
3. Select "A to Z List of Periodical Indexes"
4. Select "Academic Search Premier". If you are accessing this database from off campus you will be prompted to enter a user name (student ID #) and password (date of birth (yyyymmdd)).

How to Search for Journal Articles

Sample Search Topic: Find articles from scholarly (also referred to as academic or peer-reviewed) journals on the topic of **open adoption in the United States**.

Step One: In the top search input box, type in your topic (**open adoption**). A group of words typed in the same search box will be treated as a phrase. Then, choose the type of field you would like to search by selecting it from the drop-down menu to the right of the search input box. If you do not select a specific field, all fields will be searched for that keyword or phrase.

To narrow your search to just those journal articles dealing with open adoption in the United States, in the second search input box type in **United States**. Then choose the appropriate field to search. (fig. 1)

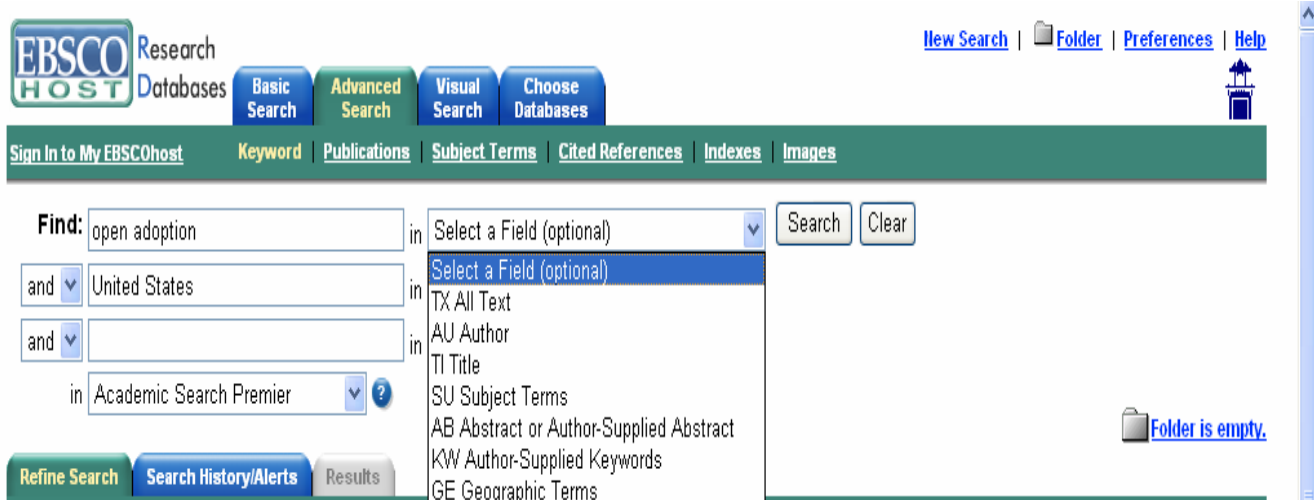


Figure 1

Step Two: Once you have entered in your search keywords or phrases, you may limit your results further by scrolling down to the section of the search screen entitled **Limit Your Results**. It is a good idea to check the boxes entitled **Blinn Library Holdings** and **Full Text**. By checking both of these boxes, your list of results will include items that are available for full text viewing online, or from journals the Blinn Libraries subscribe to. To retrieve results from scholarly journals, you should also check the box entitled **Scholarly (Peer Reviewed) Journals**. (fig. 2)

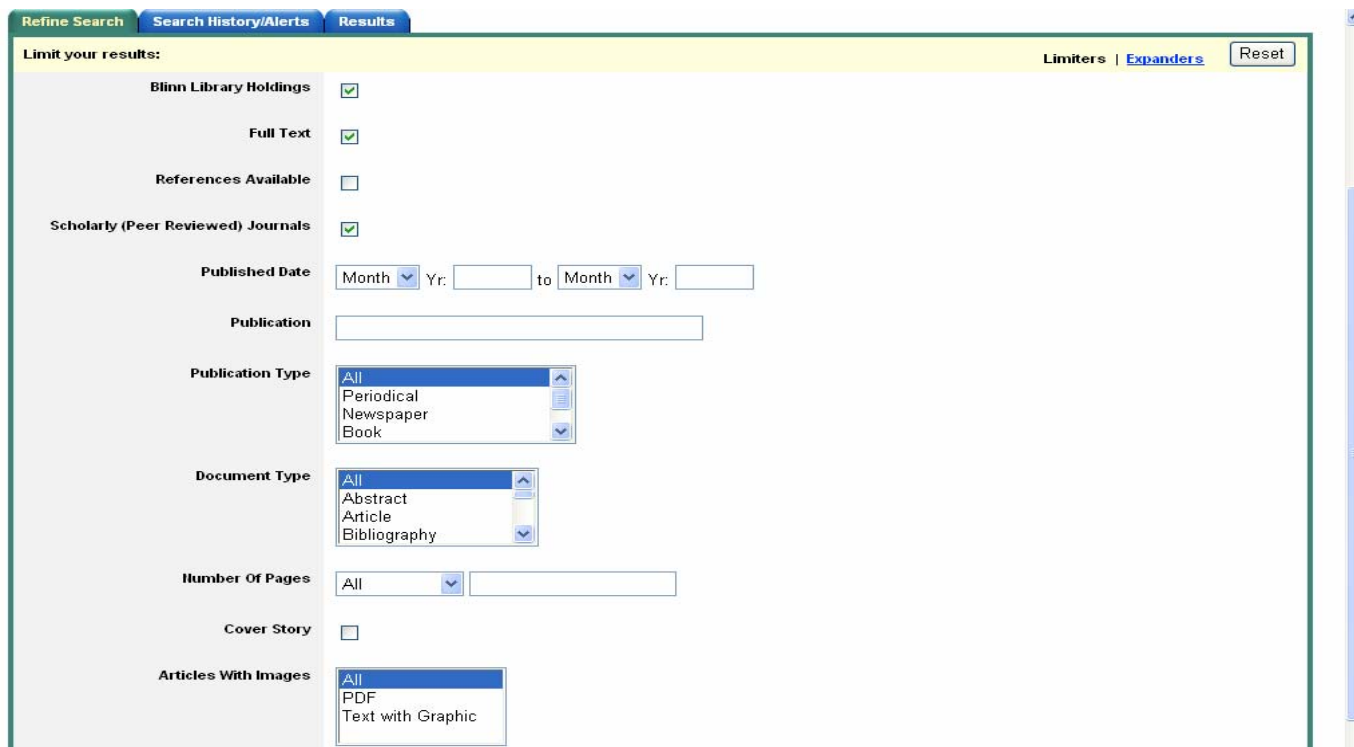


Figure 2

Step Three: The list of results (or citations) contains the basic information about the article including an abstract or description of the article. If the article is available full text online there will be links to **HTML Full Text** and/or **PDF Full Text**. (fig. 3) PDF Full Text is the scanned image of the print journal article and requires the Adobe Acrobat Reader to view. HTML Full Text contains only the plain text of the article. If the article is not available full text online and there is a note in the citation indicating that "Blinn Library subscribes to this periodical", first identify the title of the journal. Once you have identified the journal title, search the online catalog by journal title to determine the journal's location and the library's holdings for the journal. You may request articles from journals available only at other Blinn campuses.

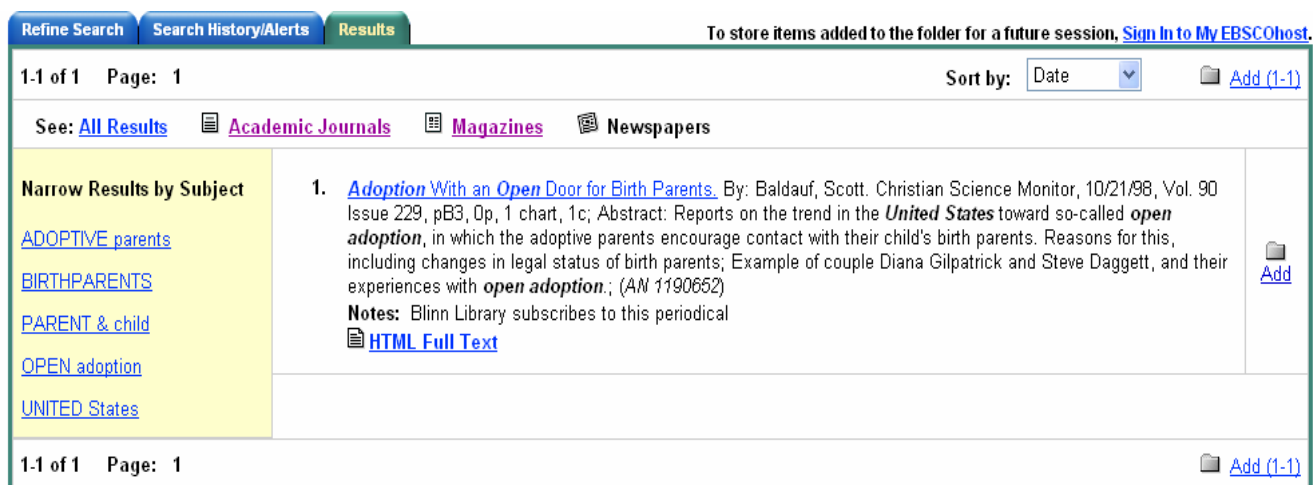


Figure 3

Citing Full Text Articles from Subscription Databases

A citation for a full text journal article retrieved from a library subscription database includes additional information such as the name of the database, the database service (e.g. EBSCO), the library providing access, and the date of access. Speak to your instructor for guidelines in citing these articles. The library has copies of various style manuals for library use and check out.