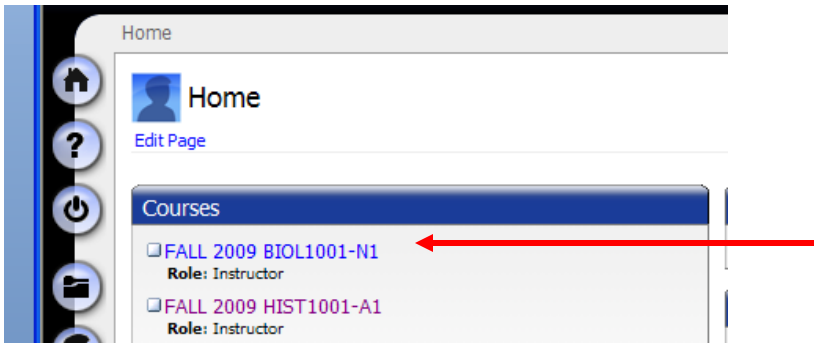
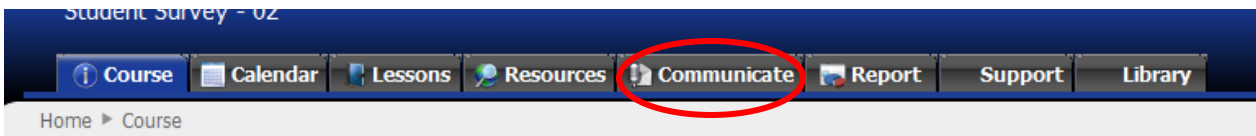


Instructions for the Online Student Evaluation of Instruction

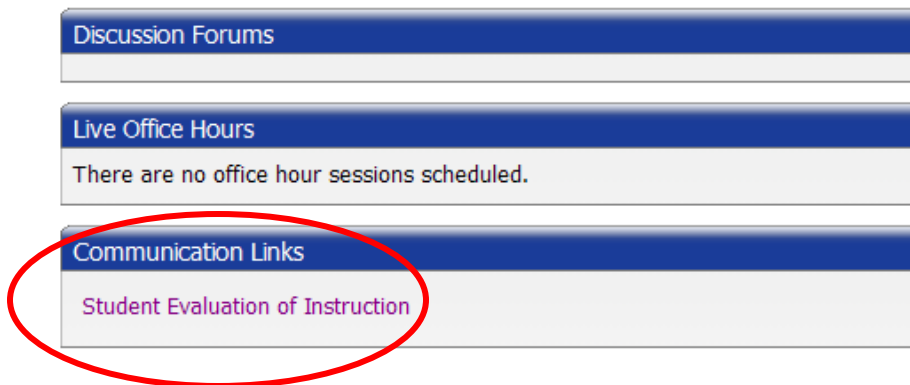
1. Log-in to [e-campus](#) as you normally would for your class.
2. Select the course you need to evaluate (your instructor will tell you which course)



3. Click on the “Communicate” tab at the top of the page, after selecting the course.



4. Under the “Communication Links” box, select “Student Evaluation of Instruction.”



5. Fill out the survey, and click “Submit” when you are done. If you miss a question, you will receive a warning asking you if you would like to continue. Please select cancel and go back to fill out the question you missed. If you skipped the questions asking for your comments, and have no comments to provide, please proceed.

Your instructor does not have access to the results of this survey even though the link is posted within the course. The Director of Institutional Research is the only one who can access the results submitted. Please contact Amanda Clark, Director of Institutional Research, if you have any questions at 979-830-4119 or Amanda.clark@blinn.edu