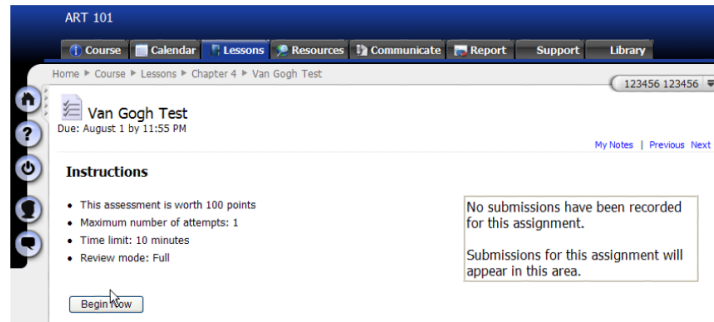


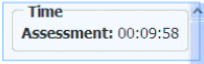


Taking an Assessment

1. To access the assessment or test, click on the assessment link.
2. Please read through the instructions on the assessment page. This information is important to note before you start your assessment.



3. Click the **Begin Now** button 
4. If the assessment has a time limit, you will receive a message that says “This assessment is time limited. Please pay attention to the remaining time in the upper right hand corner.” This is a reminder message for you.
5. Click the **Continue** button 
6. Take the test or assessment by answering each question. Make note of your time limit in the upper right-hand corner. 

7. When you have finished the test or assessment, click the **Submit** button 

8. Click the **OK** button 

You may be able to see your results if your instructor has set the assessment up that way.