

**Blinn College District  
Executive Summary  
As of December 31, 2020**

**General**

**Tuition & Fees**

Deferred tuition, fees, auxiliary fees, food service, housing, and parking revenue are recognized prorata over the term based on the number of months within the term.

**State Appropriations**

The FY 2021 State appropriations for formula funding and group insurance are recognized one-twelfth each month over the fiscal year, as revenues in the accompanying financial statements. Cash payments from the state are only received in 10 of the months each year, with no payments being received in January or February.

State appropriations specific to employee benefits are recognized each month as the cost is incurred.

**Waivers & Exemptions**

At 12/31/20, Waivers & Exemptions issued to students for FY 2021 totaled \$1.8 million versus \$2.2 million for FY 2020. The Hazelwood exemption comprises 40% of the total Waivers & Exemptions, followed by the Bryan Early Collegiate High School at 20%, Child Protective Services waiver at 14%, Technical Concurrent & Concurrent Enrolled at 9%, Dependent when Vet is Disabled at 5% and Other at 12%.

**Net Increase (Decrease) in Operating Funds**

The current year increase in operating funds of \$16.9 million is \$4.5 million higher than the prior year increase of \$12.4 million. This is primarily the result of the receipt of \$5.9 million in CARES Act Institutional revenue.

**Cash Position & Transactions**

Unrestricted Cash and Cash Equivalents were \$104.6 million and \$96.8 million at 12/31/20 and 12/31/19, respectively, representing an increase of \$7.8 million in cash.

**Statement of Operating Revenues**

**State Appropriations**

State Bill 2309 transferred the "powers and duties" of the Star of the Republic Museum to the Texas Historical Commission on 01/01/2020. As of this date forward, all state funding for the Museum is now appropriated to the Texas Historical Commission instead of the College.

**Tuition and Fees**

Current year net tuition and fees of \$32.6 million is \$0.7 million higher than the prior year of \$31.9 million, representing an increase of 2%. This increase is due to an increase in General Use Fee revenue of \$1.3 million, an increase in Lab and Course Fees of \$980 thousand, an increase in Workforce Fees of \$83 thousand and a decrease in Waivers and Exemptions of \$459 thousand. This increase is partially offset by a decrease in Out-of-District Tuition of \$1.4 million.

**Auxiliary Enterprises**

Current year auxiliary enterprises of \$4.7 million is \$3.3 million lower than prior year of \$8.1 million, representing a decrease of 42%. This decrease is a direct result of the measures taken to social distance on-campus housing, resulting in fewer students living on campus and fewer meal plans purchased.

**Interest**

Current year interest revenue has decreased \$664 thousand, or 74%, from the prior year. This decrease is primarily the result of decreased interest rates on our investments, as well as bond money that was previously invested is now expended on capital projects.

**Miscellaneous Revenue**

Current year Miscellaneous Revenue of \$6.1 million is \$5.8 million higher than prior year of \$297 thousand. This increase is primarily due to the receipt of \$5.9 million in CARES Act Institutional funds.

## Statement of Expenditures by Function

### General Academic & Vocational Programs

General Academic and Vocational Programs expenditures were \$16.0 million and \$16.5 million at 12/31/20 and 12/31/19, respectively, representing a decrease of 3%. The decrease is primarily due to the decrease in enrollment resulting in a decrease in the cost in Instruction.

### Academic Support

Academic Support expenditures were \$3.2 and \$3.4 million at 12/31/20 and 12/31/19, respectively, representing a decrease of 6%. This temporary decrease is primarily due to the timing of academic software license payments.

### Operation and Maintenance of Plant

The overall change to Operation and Maintenance of Plant is a net increase of \$81 thousand over prior fiscal year. This net increase is due primarily to an increase in Plant Support of \$104 thousand and an increase in Custodial Services of \$123 thousand. The increase in Custodial Services is due to timing of invoice payments and the increase in Plant Support is primarily due to the timing of insurance payments and an increase in cost of building rentals. The increases are offset by a decrease in Campus Security of \$108 thousand. Campus Security decrease is primarily due to cost savings from contract labor and equipment purchases.

### Housing

Housing expenditures were \$724 thousand and \$838 thousand expenditures at 12/31/20 and 12/31/19, respectively, representing a decrease of 14%. This decrease is primarily due to the reduction in the number of students served due to COVID 19

### Food Services

Food Services expenditures were \$866 thousand and \$1.2 million at 12/31/20 and 12/31/19, respectively, representing a decrease of 26%. This decrease is primarily due to the reduction in the number of students served due to COVID-19.

### Athletics

Athletic expenditures were \$754 thousand and \$985 thousand at 12/31/20 and 12/31/19 respectively, representing a decrease of 23%. This decrease is directly related to fall athletic activities postponed until spring due to COVID-19.

### Student Activities

Student Activity expenditures were \$75 thousand and \$182 thousand at 12/31/20 and 12/31/19 respectively, representing a decrease of 59%. This decrease is directly related to the College's response to social distancing.

## Statement of Expenditures by Category

### Travel

Travel decreased by \$449 thousand, or 71%, primarily due to COVID-19 travel cancellations and restrictions on all travel related activities.

### Services

Services decreased by \$165 thousand, or 5%. The decrease is primarily due to the timing of software payments.

### Consumables

Consumables decreased by \$835 thousand, or 51%. The decrease is primarily due to the decreased number of employees on campuses in order to achieve social distancing.

### Miscellaneous

Miscellaneous expense decreased by \$146 thousand, or 41%. The decrease is primarily due to no athletic events in Fall 2020 and a decrease in Banking Service Fees.

### Facility Rental

Facility Rental increased by \$80 thousand, or 20%.. This increase is primarily due to a \$73 thousand increase of facility rental with TAMU.

### Furniture, Equipment, and Property

Furniture, Equipment, and Property decreased by \$60 thousand, or 100%. This decrease is primarily due to decrease number of employees on campus in order to achieve social distancing.

## Statement of Net Position

### Assets

#### Construction Funds

The College received \$30 million in 2019 bond proceeds for the construction of the Brenham Science, Technology, Engineering, and Innovation Building. Approximately \$10 million has been spent to-date on this new building. The College received \$18 million in 2020 bond proceeds in October 2020.

#### Capital Assets

Net Capital Assets are valued at \$169.6 million, an increase of \$15 million.

#### Deferred Outflows

Deferred Outflows increased \$3.6 million and decreased \$1.7 million from prior year due to adjustments in GASB 75 related to Other Post Employment Benefits and GASB 68 related to pensions, respectively.

### Liabilities

**Deferred Revenue**

At 12/31/2020 Deferred Revenue is comprised of Spring 2021: Spring 2021 deferred revenue is \$20 million of tuition and fees and \$3.1 thousand of Auxiliary Housing and Food Service as compared to \$21.8 million of tuition and fees and \$5 million of Auxiliary Housing and Food Service for the prior year. The Spring 2021 Housing assignments will be reduced to achieve social distancing.

**Bonds Payable**

Bonds payable have increased by \$14.3 million due to the new 2020 bond issuance less the refunding of 2010 bond series and bond debt payments.

**Net Pension Liability**

Net Pension Liability increased by \$9.7 million and decreased by \$1.1 million from prior year due to the actuary calculated liability adjustments to GASB 75 related to Other Post Employment Benefits and GASB 68 related to pensions, respectively.

**Deferred Inflows**

Deferred Inflows decreased by \$6.3 million and increased by \$1.4 million from prior year due to adjustments in GASB 75 related to Other Post Employment Benefits and GASB 68 related to pensions, respectively.

**Net Assets**

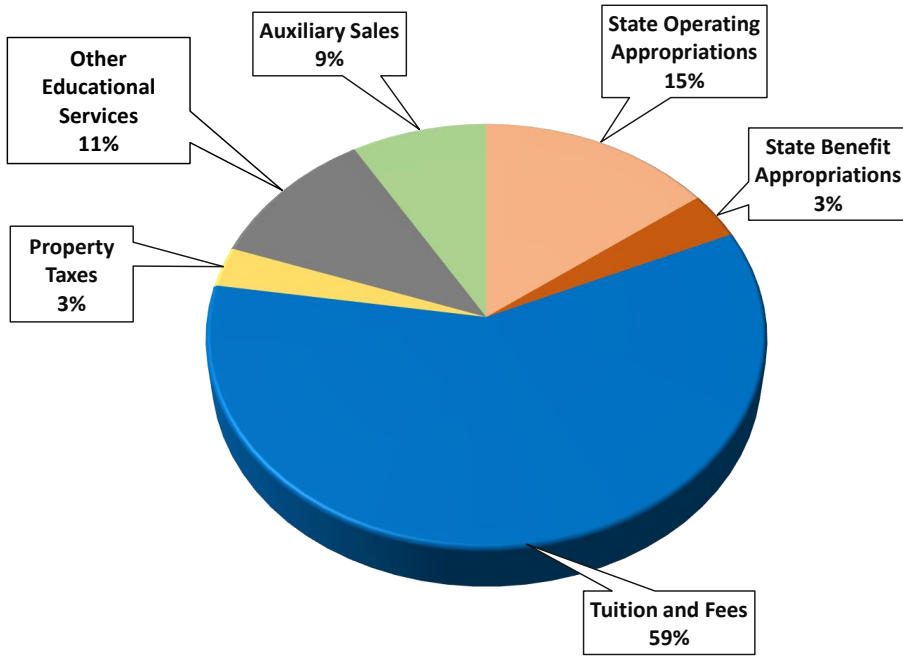
Unrestricted net assets increased by \$6.5 million from prior year.

Senate Bill 2309 transferred the "powers and duties" of the Star of the Republic Museum to the Texas Historical Commission on 01/01/2020. The Museum's deficit fund balance of \$635,896 was absorbed into the College's Unrestricted fund balance as of 12/31/2019. The Assets of the Museum remain in the College's Capital Assets.

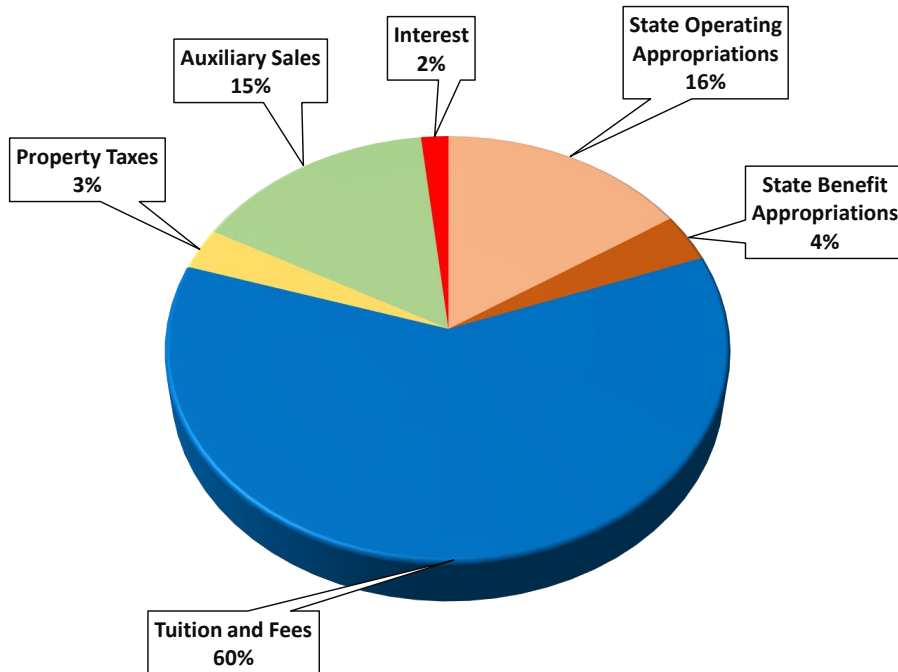
**BLINN COLLEGE DISTRICT**  
**Statement of Budgeted Revenues and Expenditures**  
**Month Ended December 31, 2020 and 2019**  
**(33% Of Fiscal Year)**

	Current Fiscal Year 2021			Prior FY	Monthly Variance	
	Budget	Actual	% Actual	Actual	FY21 vs FY20	
		12/31/20	To Budget	12/31/19	Dollars	Percent
<b>Operating Revenue</b>						
State Appropriations	\$ 22,018,248	\$ 8,157,010	37%	\$ 8,291,706	\$ (134,696)	-2%
State Insurance and Retirement	5,498,488	1,944,986	35%	1,912,164	32,822	2%
Tuition & Fees (Net of Allowances)	58,054,712	32,595,319	56%	31,948,966	646,353	2%
Auxiliary Sales (Net of Allowances)	11,588,764	4,712,569	41%	8,056,112	(3,343,543)	-42%
Property Taxes	1,987,885	1,655,189	83%	1,653,711	1,478	0%
Interest	1,100,000	238,215	22%	901,786	(663,571)	-74%
Miscellaneous Revenue	4,752,160	6,073,694	128%	297,008	5,776,686	1945%
<b>Total Operating Revenue</b>	<b>105,000,257</b>	<b>55,376,982</b>	<b>53%</b>	<b>53,061,453</b>	<b>2,315,529</b>	<b>4%</b>
<b>Operating Expenditures</b>						
General Academic & Vocational Instruction	41,030,307	16,032,935	39%	16,451,637	(418,702)	-3%
Public Service	162,764	38,101	23%	30,260	7,841	26%
Star of Republic Museum	30,000	27,782	93%	96,794	(69,012)	-71%
Academic Support	9,505,720	3,206,021	34%	3,406,385	(200,364)	-6%
Library Services	1,786,093	652,768	37%	608,429	44,339	7%
Student Services	7,554,069	2,286,464	30%	2,368,867	(82,403)	-3%
Institutional Support	17,757,121	5,300,522	30%	5,424,735	(124,213)	-2%
Operation and Maintenance of Plant	12,310,583	3,426,238	28%	3,344,887	81,351	2%
Auxiliary Enterprises	10,973,747	2,786,298	25%	3,618,956	(832,658)	-23%
<b>Total Operating Expenditures</b>	<b>101,110,404</b>	<b>33,757,129</b>	<b>33%</b>	<b>35,350,950</b>	<b>(1,593,821)</b>	<b>-5%</b>
<b>Non-Operating Expenditures</b>						
Replacement and Renovations	-	-	0%	157,166	(157,166)	-100%
Capital Projects - Budgeted	-	-	0%	256,917	(256,917)	-100%
Contingency	-	-	0%	-	-	0%
Debt Service	8,481,245	4,683,225	55%	4,916,003	(232,778)	-5%
<b>Total Non-Operating Expenditures</b>	<b>8,481,245</b>	<b>4,683,225</b>	<b>55%</b>	<b>5,330,086</b>	<b>(646,861)</b>	<b>-12%</b>
<b>Total Expenditures</b>	<b>109,591,649</b>	<b>38,440,354</b>	<b>35%</b>	<b>40,681,036</b>	<b>(2,240,682)</b>	<b>-6%</b>
<b>Net Increase (Decrease) in Educational and Auxiliary Funds</b>	<b>\$ (4,591,392)</b>	<b>\$ 16,936,628</b>	<b>369%</b>	<b>\$ 12,380,417</b>	<b>\$ 4,556,211</b>	<b>37%</b>
<b>Non-Budgeted Capital Projects</b>						
Capital Projects - Bond Funds				-		
2016 Bond Projects Close Out		159,238		4,701,007		
2019 Bond Project - STEI Building		5,557,744		483,652		
2020 Bond Project - RELIS II		490,315				
Capital Projects - Capital Reserves						
Brenham Campus Projects		(15,572)				
Bryan Campus Projects		104,091				
RELIS Campus Projects		36,032				
District Wide Master Plan		120,000				
R&R - Capital Reserves		106,525				

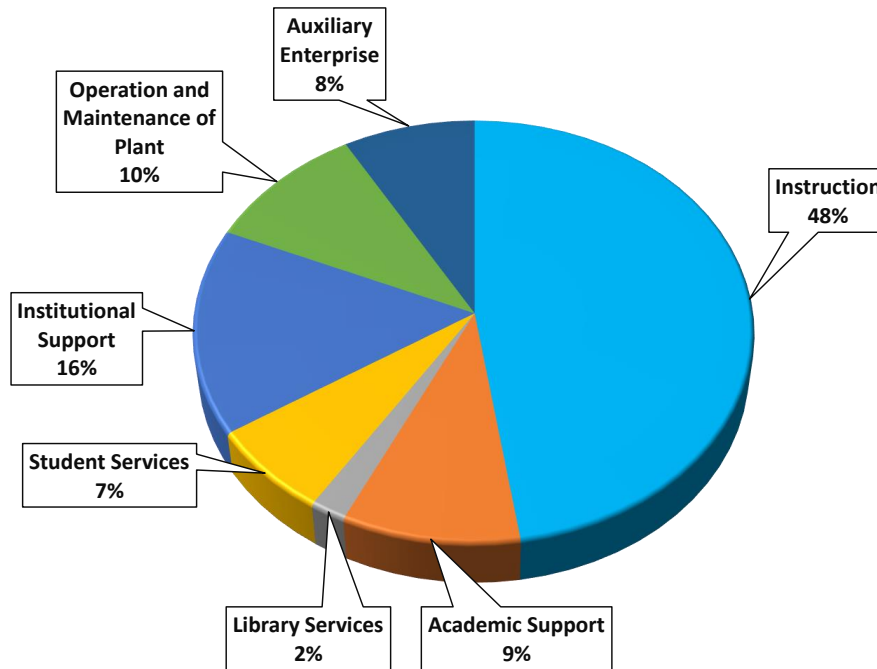
Fiscal Year 2021



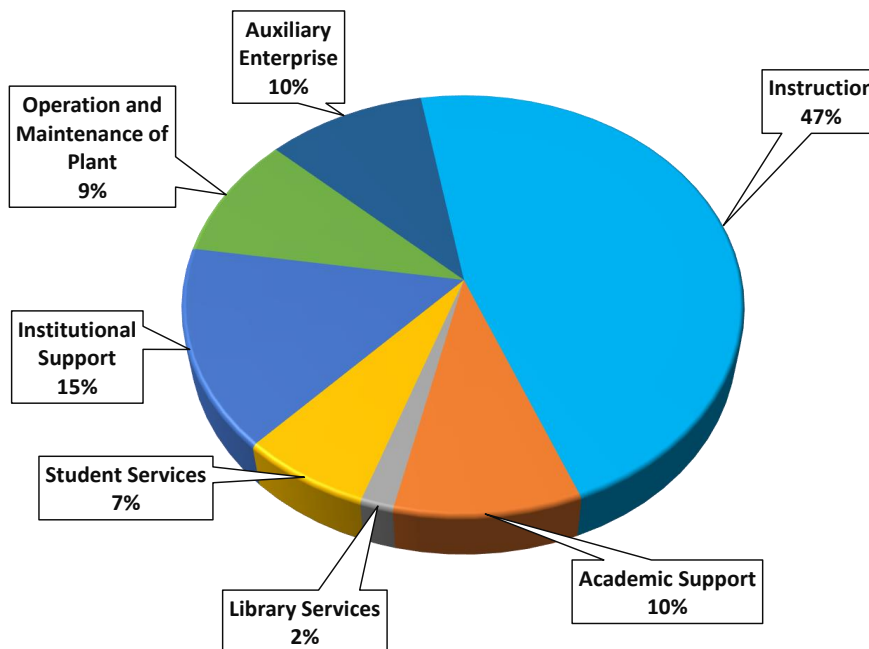
Fiscal Year 2020



### Fiscal Year 2021



### Fiscal Year 2020



**BLINN COLLEGE DISTRICT**  
**Statement of Operating Revenues**  
**Month Ended December 31, 2020 and 2019**  
**(33% Of Fiscal Year)**

	Current Fiscal Year 2021			Prior FY	Monthly Variance FY21 vs FY20	
	Budget	Actual 12/31/20	% Actual To Budget	Actual 12/31/19	Dollars	Percent
<b>Revenues</b>						
State Appropriations						
Contact Hour Funding	\$ 17,929,632	\$ 6,642,708	37%	\$ 6,640,604	\$ 2,104	0%
Student Success	3,476,251	1,287,500	37%	1,287,500	(0)	0%
Core Operations	612,365	226,802	37%	226,802	-	0%
Star of Republic Museum	-	-	0%	136,800	(136,800)	-100%
Total Appropriations	22,018,248	8,157,010	37%	8,291,706	(134,696)	-2%
State Group Insurance	4,108,923	1,396,268	34%	1,396,268	-	0%
State Retirement						
Teachers Retirement System (TRS)	1,055,557	429,928	41%	397,958	31,970	8%
Optional Retirement Program (ORP)	334,008	118,790	36%	117,938	852	1%
Total State Group Insurance and Retirement	5,498,488	1,944,986	35%	1,912,164	32,822	2%
Total State Funding	27,516,736	10,101,996	37%	10,203,870	(101,874)	-1%
Tuition						
In-District	439,128	173,404	39%	225,750	(52,346)	-23%
Out-of-District	35,761,964	19,600,474	55%	20,968,527	(1,368,053)	-7%
Non-Resident	2,463,370	1,093,107	44%	1,248,555	(155,448)	-12%
Non-Funded	66,000	10,200	15%	4,100	6,100	149%
Waivers and Exemptions	(3,500,000)	(1,753,982)	50%	(2,213,344)	459,362	-21%
Allowances and Discounts	(2,913,680)	(1,284,766)	44%	(725,641)	(559,125)	77%
Bad Debts	(500,000)	(13,049)	3%	(7,953)	(5,096)	64%
Total Net Tuition	31,816,782	17,825,388	56%	19,499,994	(1,674,606)	-9%
Fees						
General Use Fee	22,936,760	12,042,320	53%	10,784,328	1,257,992	12%
Lab and Course Fees	2,639,970	2,115,315	80%	1,135,720	979,595	86%
Workforce Fees	661,200	612,296	93%	528,924	83,372	16%
Total Net Fees	26,237,930	14,769,931	56%	12,448,972	2,320,959	19%
Total Net Tuition and Fees	58,054,712	32,595,319	56%	31,948,966	646,353	2%
Auxiliary Enterprises						
Housing	4,868,814	2,257,784	46%	3,223,416	(965,632)	-30%
Food Service	4,483,750	1,784,176	40%	2,732,887	(948,711)	-35%
Bookstore	600,000	116,300	19%	372,053	(255,753)	-69%
Parking	2,264,800	777,338	34%	1,840,321	(1,062,983)	-58%
Other Sources	648,800	292,599	45%	361,934	(69,335)	-19%
Auxiliary Allowances and Discounts	(1,277,400)	(515,628)	40%	(474,499)	(41,129)	9%
Total Auxiliary Enterprises	11,588,764	4,712,569	41%	8,056,112	(3,343,543)	-42%
Property Taxes	1,987,885	1,655,189	83%	1,653,711	1,478	0%
Interest - Operating	1,100,000	238,215	22%	901,786	(663,571)	-74%
Miscellaneous Revenue						
Educational Sales and Services	265,160	107,541	41%	77,399	30,142	39%
Foundation	-	2,746	0%	31,196	(28,450)	-91%
Grants and Contracts	4,487,000	5,963,407	133%	185,785	5,777,622	3110%
Museum Sales	-	-	0%	2,628	(2,628)	-100%
Total Miscellaneous Revenue	4,752,160	6,073,694	128%	297,008	5,776,686	1945%
<b>Total Operating Revenue</b>	<b>\$ 105,000,257</b>	<b>\$ 55,376,982</b>	<b>53%</b>	<b>\$ 53,061,453</b>	<b>\$ 2,315,529</b>	<b>4%</b>

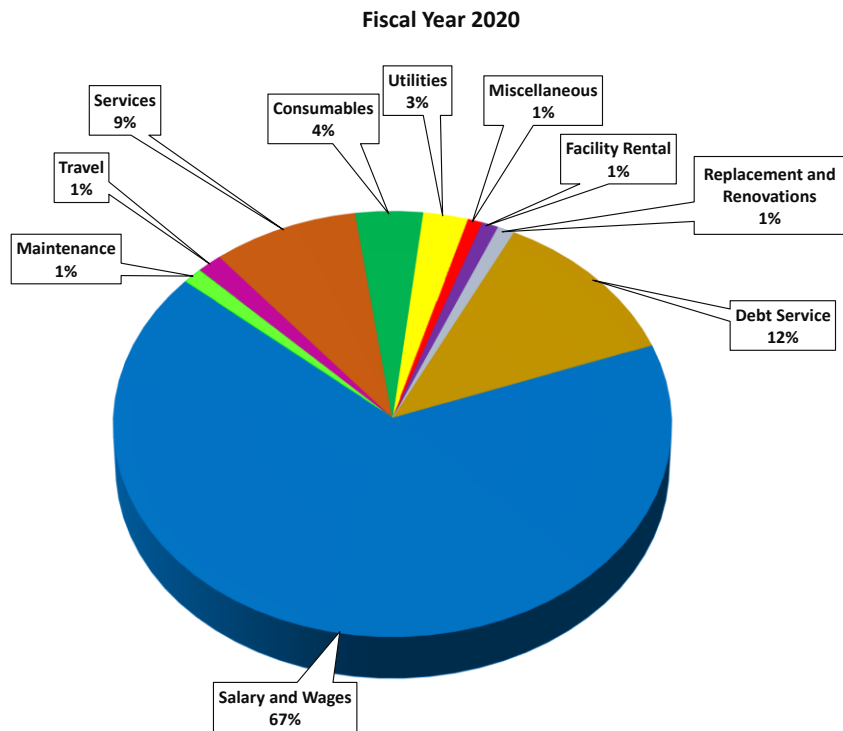
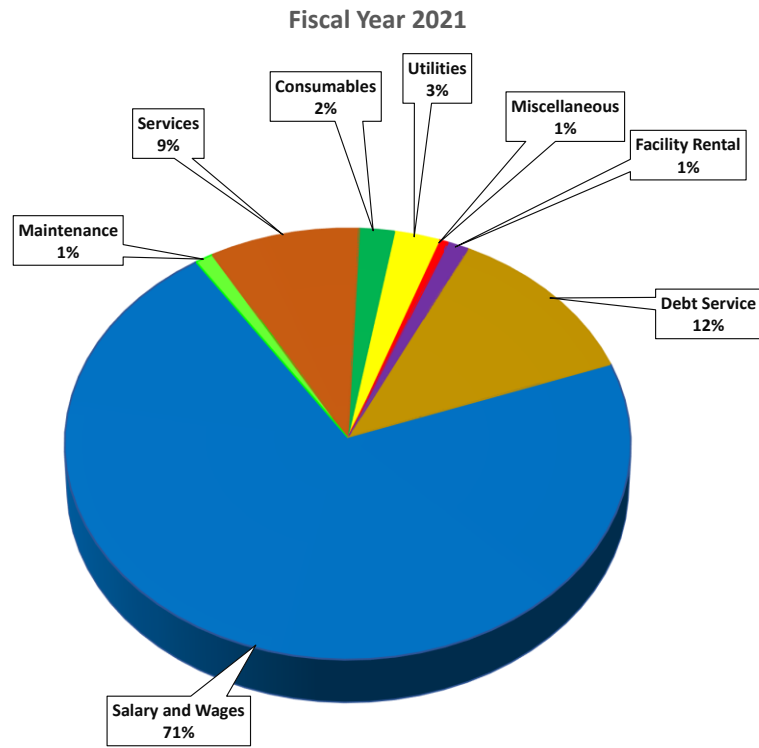
**BLINN COLLEGE DISTRICT**  
**Statement of Expenditures By Function**  
**Month Ended December 31, 2020 and 2019**  
**(33% Of Fiscal Year)**

	Current Fiscal Year 2021			Prior FY	Monthly Variance	
		Actual	% Actual	Actual	FY21 vs FY20	
	Budget	12/31/20	To Budget	12/31/19	Dollars	Percent
<b>Operating Expenditures</b>						
General Academic & Vocational Instruction	\$ 41,030,307	\$ 16,032,935	39%	\$ 16,451,637	\$ (418,702)	-3%
Public Service	162,764	38,101	23%	30,260	7,841	26%
Star of Republic Museum	30,000	27,782	93%	96,794	(69,012)	-71%
Academic Support	9,505,720	3,206,021	34%	3,406,385	(200,364)	-6%
Library Services	1,786,093	652,768	37%	608,429	44,339	7%
Student Services	7,554,069	2,286,464	30%	2,368,867	(82,403)	-3%
Institutional Support	17,757,121	5,300,522	30%	5,424,735	(124,213)	-2%
Operation and Maintenance of Plant						
Plant Support	4,042,122	1,158,612	29%	1,054,711	103,901	10%
Building Maintenance	3,391,490	918,452	27%	939,536	(21,084)	-2%
Custodial Services	1,212,595	325,565	27%	202,843	122,722	61%
Grounds Maintenance	467,489	126,888	27%	142,941	(16,053)	-11%
Campus Security	3,196,887	896,721	28%	1,004,856	(108,135)	-11%
Total Operating and Maintenance of Plant	12,310,583	3,426,238	28%	3,344,887	81,351	2%
Auxiliary Enterprises						
Housing	2,664,384	723,971	27%	838,181	(114,210)	-14%
Food Services	3,272,844	865,916	26%	1,174,372	(308,456)	-26%
Bookstore	50,000	-	0%	2,018	(2,018)	-100%
Parking	32,000	5,361	17%	5,338	23	0%
Athletics	2,810,237	753,843	27%	985,217	(231,374)	-23%
Student Center	1,013,293	267,296	26%	307,761	(40,465)	-13%
Student Activities	658,839	75,138	11%	181,722	(106,584)	-59%
Miscellaneous Auxiliary	472,150	94,773	20%	124,347	(29,574)	-24%
Total Auxiliary Enterprises	10,973,747	2,786,298	25%	3,618,956	(832,658)	-23%
Total Operating Expenditures	\$ 101,110,404	\$ 33,757,129	33%	\$ 35,350,950	\$ (1,593,821)	-5%



**BLINN COLLEGE DISTRICT**  
**Statement of Expenditures By Category**  
**Month Ended December 31, 2020 and 2019**  
**(33% Of Fiscal Year)**

	Current Fiscal Year 2021			Prior FY	Monthly Variance	
	Budget	Actual	% Actual	Actual	FY21 vs FY20	
		12/31/20	To Budget	12/31/19	Dollars	Percent
<b>Salaries and Wages</b>						
Staff Salaries	\$ 25,257,753	\$ 7,894,290	31%	\$ 7,841,650	\$ 52,640	1%
Faculty Salaries	31,181,937	13,305,235	43%	13,334,733	(29,498)	0%
Benefits	18,130,769	6,072,797	33%	6,032,443	40,354	1%
<b>Total Salaries and Wages</b>	<b>74,570,459</b>	<b>27,272,322</b>	<b>37%</b>	<b>27,208,826</b>	<b>63,496</b>	<b>0%</b>
<b>Maintenance and Operations</b>						
Maintenance	1,606,292	413,264	26%	422,040	(8,776)	-2%
Small Business Development Center	162,764	38,101	23%	30,260	7,841	26%
Travel	1,356,574	181,564	13%	630,171	(448,607)	-71%
Services	9,860,975	3,031,396	31%	3,196,074	(164,678)	-5%
Consumables	5,527,911	788,770	14%	1,623,707	(834,937)	-51%
Utilities & Telephone	3,298,324	1,021,258	31%	1,092,230	(70,972)	-6%
Insurance	724,567	320,348	44%	331,710	(11,362)	-3%
Miscellaneous	1,345,950	212,911	16%	359,077	(146,166)	-41%
Facility Rental	2,238,020	477,195	21%	396,805	80,390	20%
Furniture, Equipment, and Property	418,568	-	0%	60,050	(60,050)	-100%
<b>Total Maintenance and Operations</b>	<b>26,539,945</b>	<b>6,484,807</b>	<b>24%</b>	<b>8,142,124</b>	<b>(1,657,317)</b>	<b>-20%</b>
<b>Total Operating Expenditures</b>	<b>101,110,404</b>	<b>33,757,129</b>	<b>33%</b>	<b>35,350,950</b>	<b>(1,593,821)</b>	<b>-5%</b>
<b>Non-Operating Expenditures</b>						
Replacement and Renovations	-	-	0%	157,166	(157,166)	-100%
Capital Projects - Budgeted	-	-	0%	256,917	(256,917)	-100%
Contingency	-	-	0%	-	-	0%
Debt Service	8,481,245	4,683,225	55%	4,916,003	(232,778)	-5%
<b>Total Non-Operating Expenditures</b>	<b>8,481,245</b>	<b>4,683,225</b>	<b>55%</b>	<b>5,330,086</b>	<b>(646,861)</b>	<b>-12%</b>
<b>Total Expenditures</b>	<b>\$ 109,591,649</b>	<b>\$ 38,440,354</b>	<b>35%</b>	<b>\$ 40,681,036</b>	<b>\$ (2,240,682)</b>	<b>-6%</b>
<b>Non-Budgeted Capital Projects</b>						
Capital Projects - Bond Funds	-					
2016 Bond Projects Close Out		159,238		4,701,007		
2019 Bond Project - STEI Building		5,557,744		483,652		
2020 Bond Project - RELIS II		490,315				
Capital Projects - Capital Reserves						
Brenham Campus Projects		(15,572)				
Bryan Campus Projects		104,091				
RELIS Campus Projects		36,032				
District Wide Master Plan		120,000				
R&R - Capital Reserves		106,525				



**BLINN COLLEGE DISTRICT**  
**Analysis of Replacements & Renovations**  
**and Capital Projects**  
**As of December 31, 2020**


<b>Project Description</b>	<b>Monthly Transactions Dec-20</b>	<b>Project Fiscal Year to Date as of 12/31/2020</b>	<b>Total Project to Date as of 12/31/2020</b>
<b>Capital Projects - Bond Funds</b>			
Bryan Cast Stone Replacement	159,238	159,238	3,423,739
Brenham Science, Tech, Engineering and Innovation Building	2,300,787	5,557,744	12,097,612
RELLIS Phase II	90,727	490,315	1,037,033
<b>Total Bond Projects in Progress</b>	<b>2,550,752</b>	<b>6,207,297</b>	<b>16,558,384</b>
<b>Capital Projects - Budgeted</b>			
RELLIS Workforce/Agriculture Relocation		36,032	76,284
Bryan CPC Roof		20,557	270,390
Bryan Site Improvement		10,432	10,432
Bryan Interior Upgrades	1,196	73,102	379,498
District Wide Master Plan		120,000	120,000
Brenham Monument Signs			18,732
Brenham New Agriculture Complex Expansion		22,041	1,601,587
Brenham Central Plant Upgrade		(37,613)	767,163
<b>Total Budgeted Capital Projects</b>	<b>1,196</b>	<b>244,551</b>	<b>3,244,086</b>
<b>Total Budgeted Repairs &amp; Renovations</b>	<b>22,551</b>	<b>106,525</b>	<b>106,525</b>
<b>Total of Construction and R&amp;R</b>	<b>2,574,499</b>	<b>6,558,373</b>	<b>19,908,995</b>

**BLINN COLLEGE DISTRICT  
INVESTMENT REPORT BY FUND  
December 31, 2020**

	Coupon Interest Rate	Book Value 11/30/2020	Receipts	Interest Earnings	Distributions	Book Value 12/31/2020	Market Value 12/31/20
<b>Unrestricted Cash and Cash Equivalents</b>							
Brenham National Bank		7,578,067.67	49,553,267.82	8,146.37	(49,162,491.67)	7,976,990.19	7,976,990.19
Bank of Brenham		27,012,402.94	-	11,442.02	-	27,023,844.96	27,023,844.96
Fayetteville Bank		80,346.09	384.10	17.05	(181.65)	80,565.59	80,565.59
Citizens State Bank		43,862.79	3,394.02	-	(2.90)	47,253.91	47,253.91
Cash on Hand - Petty Cash		8,116.98	-	-	-	8,116.98	8,116.98
<b>Subtotal Cash in Bank and Petty Cash</b>		<b>34,722,796.47</b>	<b>49,557,045.94</b>	<b>19,605.44</b>	<b>(49,162,676.22)</b>	<b>35,136,771.63</b>	<b>35,136,771.63</b>
TexPool - Unrestricted Operating Fund Balance	0.09%	16,255,972.96	-	1,255.08	(78,424.58)	16,178,803.46	16,178,803.46
Lone Star/General Acct. - Unrestricted	0.07%	5,636,648.52	-	317.97	-	5,636,966.49	5,636,966.49
LOGIC - Unrestricted	0.15%	495,473.00	-	51.48	-	495,524.48	495,524.48
TexStar - Unrestricted	0.07%	13,280,017.31	-	762.58	-	13,280,779.89	13,280,779.89
<b>Subtotal Cash in Investment Pools</b>		<b>35,668,111.79</b>	<b>-</b>	<b>2,387.11</b>	<b>(78,424.58)</b>	<b>35,592,074.32</b>	<b>35,592,074.32</b>
BOB Certificate of Deposit (Due 09/07/21)	1.10%	2,038,957.87	-	-	-	2,038,957.87	2,038,957.87
BOB Certificate of Deposit (Due 10/07/21)	1.05%	2,042,470.48	-	-	-	2,042,470.48	2,042,470.48
BOB Certificate of Deposit (Due 11/07/21)	0.95%	2,047,883.77	-	-	-	2,047,883.77	2,047,883.77
BOB Certificate of Deposit (Due 12/07/21)	0.90%	2,027,000.33	-	7,377.94	-	2,034,378.27	2,034,378.27
BOB Certificate of Deposit (Due 01/09/21)	2.25%	2,556,410.36	-	-	-	2,556,410.36	2,556,410.36
BOB Certificate of Deposit (Due 02/09/21)	2.25%	2,556,410.36	-	-	-	2,556,410.36	2,556,410.36
BOB Certificate of Deposit (Due 03/09/21)	2.25%	2,556,410.36	-	-	-	2,556,410.36	2,556,410.36
BOB Certificate of Deposit (Due 04/09/21)	2.50%	2,556,410.36	-	-	-	2,556,410.36	2,556,410.36
<b>Subtotal Cash in Certificates of Deposit</b>		<b>18,381,953.89</b>	<b>-</b>	<b>7,377.94</b>	<b>-</b>	<b>18,389,331.83</b>	<b>18,389,331.83</b>
<b>Unrestricted Investments Reserved for Capital Projects</b>							
American Momentum (Due 02/21/21)	1.70%	506,422.60	-	708.08	-	507,130.68	507,130.68
Bank of Brenham Money Market - Capital Reserve		3,626,146.38	-	1,535.98	-	3,627,682.36	3,627,682.36
Unrealized Gain (Loss) on Unrestricted Investments		85,822.08	-	(10,294.85)	-	75,527.23	75,527.23
TD Ameritrade - Unrestricted	1.38%	11,291,684.04	-	(945.69)	-	11,290,738.35	11,290,738.35
<b>Subtotal Unrestricted Investments Reserved for Capital</b>		<b>15,510,075.10</b>	<b>-</b>	<b>(8,996.48)</b>	<b>-</b>	<b>15,501,078.62</b>	<b>15,501,078.62</b>
<b>Total Unrestricted Cash and Cash Equivalents</b>		<b>104,282,937.25</b>	<b>49,557,045.94</b>	<b>20,374.01</b>	<b>(49,241,100.80)</b>	<b>104,619,256.40</b>	<b>104,619,256.40</b>
<b>Scholarship Fund Investments</b>							
TexPool - Scholarship Fund	0.09%	176,059.24	78,424.58	13.59	-	254,497.41	254,497.41
Blue Bell Creameries, L.P.		231,000.00	-	-	-	231,000.00	231,000.00
<b>Subtotal Endowment &amp; Scholarship Fund Investments</b>		<b>407,059.24</b>	<b>78,424.58</b>	<b>13.59</b>	<b>-</b>	<b>485,497.41</b>	<b>485,497.41</b>
<b>Bond Reserve Fund Investments</b>							
TexPool Bond Reserve	0.09%	5,271,701.95	-	407.01	-	5,272,108.96	5,272,108.96
FHLB - 3130AOXD7 (Due 03/12/21)	0.09%	905,583.28	-	1,781.26	(271.13)	907,093.41	904,194.00
FHLB - 3130A3KM5 (Due 12/09/22)	2.50%	1,272,760.75	-	2,604.16	(15,946.55)	1,259,418.36	1,307,187.50
FHLB - 313382AX1 (Due 03/10/23)	2.13%	1,414,276.22	-	2,479.17	(271.94)	1,416,483.45	1,461,166.00
Unrealized Gain (Loss) on Bond Reserve Investments		108,459.42	-	(2,741.38)	-	105,718.04	105,718.04
<b>Subtotal Bond Reserve Fund Investments</b>		<b>8,972,781.62</b>	<b>-</b>	<b>4,530.22</b>	<b>(16,489.62)</b>	<b>8,960,822.22</b>	<b>9,050,374.50</b>
<b>2019 Bond Proceeds Construction Funds</b>							
LOGIC - Construction	0.15%	8,370,744.13	-	869.67	(2,288,740.06)	6,082,873.74	6,082,873.74
Bank of Brenham Money Market - 2019 Bonds		15,495,275.06	-	6,563.54	-	15,501,838.60	15,501,838.60
<b>Subtotal 2019 Bond Proceeds Investments</b>		<b>23,866,019.19</b>	<b>-</b>	<b>7,433.21</b>	<b>(2,288,740.06)</b>	<b>21,584,712.34</b>	<b>21,584,712.34</b>
<b>2020 Bond Proceeds Construction Funds</b>							
Lone Star - Construction	0.07%	17,069,739.80	-	962.92	-	17,070,702.72	17,070,702.72
<b>Subtotal 2020 Bond Proceeds Investments</b>		<b>17,069,739.80</b>	<b>-</b>	<b>962.92</b>	<b>-</b>	<b>17,070,702.72</b>	<b>17,070,702.72</b>
<b>Total Restricted Investments</b>		<b>50,315,599.85</b>	<b>78,424.58</b>	<b>12,939.94</b>	<b>(2,305,229.68)</b>	<b>48,101,734.69</b>	<b>48,191,286.97</b>
<b>Total Cash, Cash Equivalents and Investments</b>		<b>154,598,537.10</b>	<b>49,635,470.52</b>	<b>33,313.95</b>	<b>(51,546,330.48)</b>	<b>152,720,991.09</b>	<b>152,810,543.37</b>
<b>Benchmark Rate</b>							
		12/31/2020	11/30/2020	10/31/2020	09/30/2020	8/31/2020	
182 Day T-Bill		0.09%	0.09%	0.10%	0.11%	0.13%	
One Year Treasury		0.10%	0.11%	0.13%	0.12%	0.12%	
Two Year Treasury		0.13%	0.16%	0.14%	0.13%	0.14%	
Five Year Treasury		0.36%	0.36%	0.38%	0.28%	0.28%	

This schedule is in compliance with the Public Funds Investment Act and the Investment Policy of Blinn College

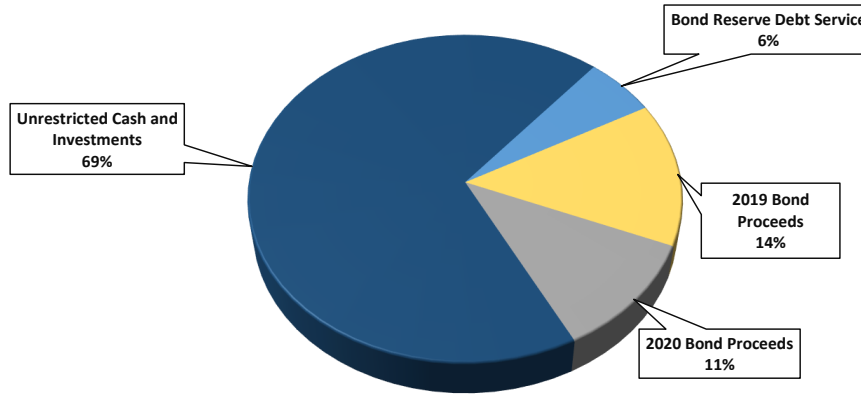
Signed:

  
Chancellor of the Blinn College District

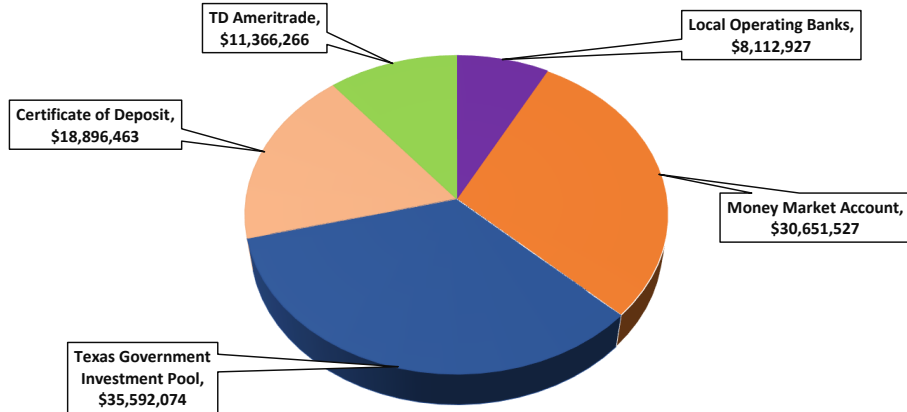
  
Vice Chancellor, Business and Finance/CFO

  
Assistant Vice Chancellor, Business and Finance

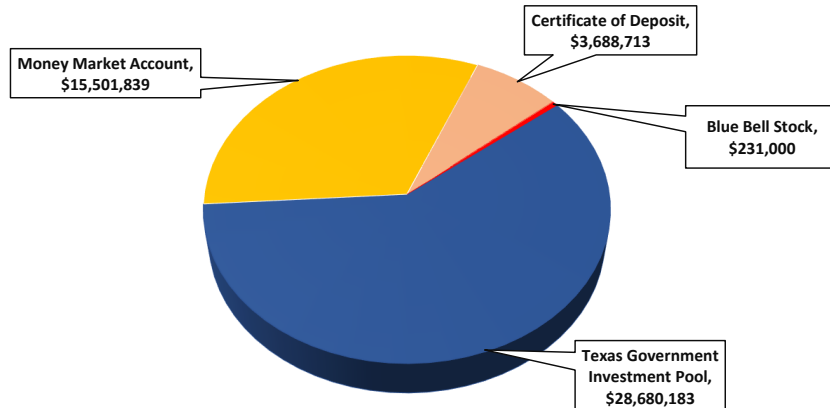
### Allocation of Total Cash and Investments



### Composition of Unrestricted Cash and Investments



### Composition of Restricted Cash and Investments



BLINN COLLEGE FOUNDATION INC. SCHOLARSHIPS AND ENDOWMENTS  
As of December 31, 2020

DESCRIPTION	CORPUS	Accum Earning September 1, 2020	Transfers	Donations- Endowed	Non Corpus Donations	Interest Earned YTD	Scholarships Awarded	BALANCE December 31, 2020
ALUMNI AND FRIENDS	45,000.00	2,293.95	-	-	-	1,588.32	(550.00)	48,332.28
ANDERSON, AGNES KARLIK - NURSING	21,760.00	1,164.92	-	-	-	778.97	-	23,703.89
ARLITT, JACK - TECHNICAL	19,225.16	963.27	-	-	-	674.03	(352.00)	20,510.46
ARLITT, JACK WALTER	50,577.97	2,585.87	-	-	-	1,752.43	(1,631.00)	53,285.27
BABBITT, AUGGIE - PTA	27,250.80	1,445.93	-	-	-	975.09	-	29,671.83
BERRY, NANCY AND LEONARD	20,000.00	687.77	-	-	-	678.49	(720.00)	20,646.25
BISHOP, ANN SCHWARTZ	15,000.00	910.77	-	-	-	521.20	(572.00)	15,859.97
BLINN BIOLOGY FOR STUDENTS	-	-	-	15,000.00	-	509.69	-	15,509.69
BLINN COLLEGE TECHNICAL ED CENTER	1,000,279.02	108,456.12	-	-	-	37,593.98	(2,900.00)	1,143,429.12
BOCKHORN, DR. OSCAR AND IRENE	-	-	-	20,000.00	-	560.61	-	20,560.61
BOEHM, DR. HENRY J.	10,000.00	2.51	-	15,000.00	-	849.57	-	25,852.08
BOEHNMANN, JANE	25,215.07	1,443.61	-	-	-	905.84	-	27,564.53
BOEHNKE, BEN W.	20,548.44	1,093.15	-	-	-	722.55	(377.00)	21,987.15
BOHNE, WILBURN "BILL"	633,009.10	33,221.06	-	-	-	22,308.67	(10,150.00)	678,388.83
BOHNE, WILBURN "BILL" TECHNICAL	305,000.00	8,546.10	-	-	-	10,654.06	-	324,200.15
BOSWELL JR., ANCEL	86,728.04	3,706.98	-	-	-	2,997.53	(2,328.00)	91,104.55
BRENHAM CUBS BASEBALL	20,000.00	1,067.90	-	-	-	715.87	-	21,783.77
CALVERT, JERRY AND JAN	52,500.00	4,042.15	-	7,500.00	-	2,128.15	-	66,170.31
CHILDREN OF BLINN FACULTY AND STAFF	-	-	-	15,000.00	-	509.69	-	15,509.69
CRAWFORD, CHARLES AND GRACE	21,000.00	1,123.12	-	-	-	726.18	(770.00)	22,079.29
DIETRICH, VIRGINIA AND RAYMOND	15,000.00	762.03	-	-	-	518.68	(549.00)	15,731.71
DONISI, BEATRICE BEDNAR	30,300.00	1,560.90	-	-	-	1,055.19	(833.00)	32,083.09
DUREE, SAMUEL	20,000.00	1,028.44	-	-	-	692.58	(732.00)	20,989.03
DURHAM, JAMES	200,000.00	9,698.43	-	50,000.00	-	8,459.62	(2,436.00)	265,722.05
EICHLER, E.	20,000.00	1,037.83	-	-	-	691.70	(733.00)	20,996.53
ELLISON, CHUCK AND TEDI	20,000.00	173.47	-	-	-	673.52	(352.00)	20,494.99
FLENCHEER, BEN AND BETSY	15,000.00	773.00	-	-	-	517.30	(549.00)	15,741.30
GRAHAM MASONIC LODGE I	20,000.00	1,062.29	-	-	-	690.77	(733.00)	21,020.06
GRAHAM MASONIC LODGE II PAST MASTERS	-	-	-	15,000.00	-	415.02	-	15,415.02
HACKEMACK, R. F.	20,000.00	1,048.52	-	-	-	690.89	(733.00)	21,006.41
HALEY, STEVEN C. MEMORIAL THEATER ARTS	-	-	-	14,075.02	-	389.43	-	14,464.45
HARRINGTON, REESE ELIZABETH	20,000.00	1,041.87	-	-	-	703.10	(367.00)	21,377.97
HEJL, JOHN E. - CALDWELL H.S. TECHNICAL	40,000.00	14,829.30	-	-	-	1,863.06	-	56,692.36
HELLER, CHARLES A.	16,586.51	831.02	-	-	-	571.69	(607.00)	17,382.22
HONERKAMP, BETTYE PYLANT - NURSING	14,754.88	646.56	-	-	-	516.15	(256.00)	15,661.59
ISENSE, MYRTLE GEBERT	105,094.74	5,454.57	-	-	-	3,629.86	(3,850.00)	110,329.17
JONES & CARTER, INC.-PLEDGER KALKOMEY, INC. ENGINEERING	15,000.00	810.07	-	-	-	527.84	(276.00)	16,061.91
KNAPP, ERICH - MUSIC	15,000.00	813.33	-	-	-	527.98	(275.00)	16,066.31
KOLWES, ALICE	1,917,080.85	95,403.75	-	-	-	67,239.42	(36,251.00)	2,043,473.01
KOLWES, ALICE - TECHNICAL	300,000.00	14,045.83	-	-	-	10,671.04	-	324,716.87
KRIZAN, DR. A.C. "BUDDY" AND JUDY	15,200.00	709.88	-	1,000.00	-	569.60	-	17,479.48
LAMPE, WADENE	20,000.00	1,066.90	-	-	-	692.65	(734.00)	21,025.55
LAUTER, NEVILLE DIETRICH	15,000.00	762.96	-	-	-	520.22	(549.00)	15,734.19
LEHRMANN, OTTO	20,000.00	1,241.97	-	-	-	697.82	(740.00)	21,199.80
LETTERMAN	15,000.00	807.25	-	-	-	484.66	(1,647.00)	14,644.92
LIONS CLUB DISTRICT 2-S5	15,119.26	788.84	-	-	-	521.72	(554.00)	15,875.82
LONE STAR SCHOLARSHIP	31,887.90	1,665.59	-	-	-	1,122.48	(584.00)	34,091.97
LUECKEMEYER, ODELL AND WILLIE MAE - WORKFORCE I	25,000.00	1,849.08	-	-	-	912.31	-	27,761.39
LUECKEMEYER, ODELL AND WILLIE MAE - WORKFORCE II	25,000.00	3,083.11	-	-	-	954.24	-	29,037.36
MACHAT, TRACY AND JOSEPH, JR. ATHLETIC	-	-	-	21,170.85	-	585.76	-	21,756.61
MARSHALL II, OWEN	20,939.97	1,038.03	-	-	-	744.18	(95.00)	22,627.18
MASSEY, CAROLYN	13,261.75	710.87	-	-	-	467.94	(244.00)	14,196.56
MCHAM, HAYLEY	24,869.84	3,362.96	-	-	-	925.35	(1,000.00)	28,158.15
MOELLER, WALDO - ACADEMIC I	15,000.00	787.97	-	-	-	520.41	(550.00)	15,758.38
MOELLER, WALDO - ACADEMIC II	15,000.00	787.99	-	-	-	517.78	(550.00)	15,755.76
MOELLER, WALDO - ACADEMIC III	28,610.00	1,987.36	-	-	-	1,003.45	(1,066.00)	30,534.82
MOELLER, WALDO - WORKFORCE I	20,000.00	1,522.78	-	-	-	731.33	-	22,254.10
MOELLER, WALDO - WORKFORCE II	20,000.00	1,736.48	-	-	-	738.59	-	22,475.07
MUTSCHER, KENNETH AGRICULTURE	25,517.45	269.00	-	15,000.00	-	1,268.56	(667.00)	41,388.02
NOACK, STEVEN AND RUTH	25,000.00	1,419.48	-	-	-	897.71	-	27,317.20
ORDER OF THE EASTERN STAR I	15,000.00	141.26	-	-	-	514.49	-	15,655.75
ORDER OF THE EASTERN STAR II	15,000.00	141.26	-	-	-	514.49	-	15,655.75
ORDER OF THE EASTERN STAR III	15,000.00	141.26	-	-	-	514.49	-	15,655.75
PEARSON, DR. BARBARA	12,880.64	667.12	-	-	-	453.73	(236.00)	13,765.48
PRENZLER, GLENWOOD AND SHIRLEY	15,000.00	1,178.43	-	-	-	534.34	(500.00)	16,212.77
QUADE, LILLIAN L. AND WILLIAM H. "DOE"	-	-	-	21,170.86	-	585.76	-	21,756.62
REMMERT, SYDNEY DELL JOHNSTON	2,389,345.13	178,220.63	-	-	-	85,787.47	(43,736.00)	2,609,617.23
RODRIGUEZ, PETE	15,000.00	1,884.09	-	-	-	573.71	-	17,457.80
SCHAEFER, ROBERT AND EMILIE	25,136.75	1,313.44	-	-	-	883.13	(460.00)	26,873.32
SCHMID, SANFORD	65,000.00	3,409.49	-	-	-	2,286.99	(1,104.00)	69,592.48
SCHMIDT, JANETTE AND RUBEN	66,089.14	3,425.46	-	-	-	2,292.61	(2,118.00)	69,689.20
SCHOENVOGEL, A. MELTON	40,000.00	2,156.00	-	-	-	1,432.43	-	43,588.43
SCHOENVOGEL AND FAMILY, Dr. C. W.	110,470.00	4,863.99	-	-	-	3,918.96	-	119,252.95
SCHOENVOGEL JR., C., WALTER "WALT"	40,000.00	1,734.91	-	-	-	1,418.12	-	43,153.03
SCHOENVOGEL, CHAIRMAN WALT	148,628.56	6,809.76	-	100.00	-	5,285.07	-	160,823.39
SCHOENVOGEL, DR. AND MRS. CLARENCE	43,000.00	2,028.52	-	-	-	1,530.03	-	46,558.55
SCHOENVOGEL, DR. C.W.	40,000.00	2,192.64	-	-	-	1,433.67	-	43,626.31
SCHOENVOGEL, DR. CLARENCE	40,000.00	1,768.77	-	-	-	1,419.27	-	43,188.04
SCHOENVOGEL FAMILY	-	-	-	20,000.00	-	553.37	-	20,553.37
SCHROEDER, DON AND DEBBIE	20,000.00	1,046.07	-	-	-	691.39	(733.00)	21,004.47
SCHWARTZ, ANNIE BELLE	20,561.00	1,155.45	-	-	-	735.32	(94.00)	22,357.77
SHARP, JOHN AND CHARLOTTE	33,212.17	1,710.10	-	-	-	1,145.31	(1,216.00)	34,851.58
SHARP, OZELL	20,030.00	1,034.64	-	-	-	715.76	-	21,780.40
STERN, LONNIE HENRY	35,000.00	1,806.56	-	-	-	1,208.12	(1,282.00)	36,732.68
STRICKLAND, DONALD	-	-	-	15,000.00	-	415.02	-	15,415.02
STYLECRAFT	-	-	-	15,000.00	-	415.02	-	15,415.02
THIELEMANN, ALBERT AGRICULTURE	15,000.00	141.26	-	-	-	497.43	(527.00)	15,111.68
THIELEMANN, ALBERT ENGINEERING	15,000.00	141.26	-	-	-	505.52	(264.00)	15,382.78
THIELEMANN, MARGARET M.	15,098.44	784.55	-	-	-	530.72	(277.00)	16,136.71
THOMAS, EMIL AND ELAINE	30,782.14	1,237.86	-	97.16	-	1,052.82	(1,115.00)	32,054.98

BLINN COLLEGE FOUNDATION INC. SCHOLARSHIPS AND ENDOWMENTS  
As of December 31, 2020

DESCRIPTION	CORPUS	Accum Earning		Transfers	Donations- Endowed	Non Corpus Donations	Interest Earned YTD	Scholarships Awarded	BALANCE December 31, 2020
		September 1, 2020							
TIEMANN, LINDA	21,000.00	1,086.66	-	-	-	-	726.81	(769.00)	22,044.47
TIEMANN, RONNA & LON	20,000.00	1,042.84	-	-	-	-	696.33	(550.00)	21,189.17
TWIGGS, KEITH & ELIZABETH	20,000.00	1,818.61	-	-	-	-	715.56	(760.00)	21,774.16
TYSON ENGINEERING	25,545.00	191.42	-	-	-	-	874.50	-	26,610.93
VANDERWERTH, ELLIE	20,000.00	1,035.52	-	-	-	-	690.45	(733.00)	20,992.97
VANDERWERTH, ELLIE ADELIA CARTER	-	-	-	-	20,000.00	-	556.99	-	20,556.99
VANDERWERTH, THEODORE	20,000.00	1,026.04	-	-	-	-	704.35	(366.00)	21,364.40
VOELTER, DR. DONALD	15,527.00	800.46	-	-	75.00	-	537.60	(568.00)	16,372.06
WAGNER, OLIVER - MASONIC LODGE	20,000.00	1,050.15	-	-	-	-	690.36	(733.00)	21,007.52
WALKER, DR. BRENDA SPEIGHTS HITS	-	-	-	-	14,610.04	-	403.03	-	15,013.07
WAHRMUND, LARRY	23,478.47	798.32	-	-	973.76	-	824.26	(842.00)	25,232.81
WARREN MASONIC LODGE I	21,640.00	1,462.51	-	-	-	-	768.45	(600.00)	23,270.97
WARREN MASONIC LODGE II	21,640.00	2,716.29	-	-	-	-	810.10	(600.00)	24,566.39
WARREN MASONIC LODGE III	21,640.00	643.29	-	-	-	-	757.17	-	23,040.46
WASHINGTON COUNTY ABSTRACT	-	-	-	-	15,000.00	-	415.02	-	15,415.02
WEHRING, DOROTHY KUNRAD	55,000.00	2,833.12	-	-	-	-	1,927.96	(1,207.00)	58,554.08
WELLS FARGO	20,000.00	1,024.38	-	-	-	-	691.86	(732.00)	20,984.24
WHEELER, F. W. BERT AND MAE DEAN	20,000.00	222.41	-	-	-	-	687.14	-	20,909.55
WHEELER, F. W. BERT AND MAE DEAN NURSING II	-	-	-	-	590,207.85	-	16,281.47	-	606,489.32
WIESE WOODS SMITH	25,000.00	859.71	-	-	-	-	853.84	(901.00)	25,812.54
WILHELM, DON AND MARY	20,147.14	1,051.44	-	-	-	-	695.82	(738.00)	21,156.40
WINKELMANN FAMILY, NATHAN AND DARLA	-	-	-	-	15,000.00	-	415.02	-	15,415.02
WOODSON LUMBER CO. - TECHNICAL EDUCATION	20,000.00	1,075.45	-	-	-	-	695.80	(734.00)	21,037.25
YAGER FOUNDATION	20,000.00	1,087.35	-	-	-	-	692.80	(733.00)	21,047.15
	<u>\$ 9,298,168.33</u>	<u>\$ 592,335.69</u>	<u>\$ -</u>	<u>\$ -</u>	<u>\$ 915,980.54</u>	<u>\$ -</u>	<u>\$ 357,029.82</u>	<u>\$ (144,090.00)</u>	<u>\$ 11,019,424.37</u>

BLINN COLLEGE FOUNDATION INC. SCHOLARSHIPS AND ENDOWMENTS  
As of December 31, 2020

DESCRIPTION - Transferred Endowments	Accum Earning		Donations	Income		Scholarships Awarded	BALANCE December 31, 2020
	CORPUS	September 1, 2020		Earned YTD			
ALPHA BETA ALUMNI	\$ 11,000.00	\$ 1,059.56	\$ -	\$ 346.28	\$ (248.00)	\$ 12,157.84	
ANDERSON, AGNES "ANDY"	-	926.09	-	27.16	-	953.25	
ANDERSON, CLINTON G.	10,000.00	1,026.51	-	309.97	(453.00)	10,883.48	
ANDERSON, ELTON B.	-	175.45	-	5.14	-	180.59	
APPEL JR., MARY LOU AND ROBERT	16,525.00	1,067.17	-	500.37	(541.00)	17,551.54	
APPEL, BILLYE JEAN AND ARLEIGH	19,450.57	1,278.80	-	584.53	(851.00)	20,462.90	
APPEL, CAROLINE AND ROBERT C.	11,000.00	817.91	-	339.67	(243.00)	11,914.58	
ARLITT, OLEIS H.	110,675.00	5,520.07	-	3,325.90	(2,810.00)	116,710.97	
ASHORN BROTHERS	19,285.00	2,187.91	-	605.47	(840.00)	21,238.38	
ATKINSON, DR. - ALUMNI LETTERMEN	17,520.00	1,255.58	-	539.65	(386.00)	18,929.23	
ATKINSON, EVA BEAZLEY	12,000.00	769.25	-	363.01	(393.00)	12,739.26	
ATKINSON, KATHERINE SMITH	34,000.00	2,121.51	-	1,038.26	(741.00)	36,418.77	
ATKINSON, NANCY SHEPPEARD	15,945.00	1,000.51	-	487.09	(347.00)	17,085.60	
ATKINSON, PRESIDENT EMERITUS JAMES H.	15,750.00	1,176.02	-	475.83	(695.00)	16,706.85	
BERGER, INEZ - REAL ESTATE SCHOLAR	15,950.00	1,620.20	-	515.10	-	18,085.30	
BLINN COLLEGE ALUMNI AND FRIENDS	12,200.19	1,014.42	-	371.51	(542.00)	13,044.12	
BLINN COLLEGE FOUNDATION - BRENHAM	53,370.03	2,985.42	-	1,611.36	(1,446.00)	56,520.81	
BLINN COLLEGE FOUNDATION - BRYAN	51,873.00	2,894.97	-	1,567.54	(1,405.00)	54,930.51	
BLINN COLLEGE PROFESSIONAL ASSOCIATION	24,615.00	1,556.38	-	735.76	(1,074.00)	25,833.14	
BOB BULLOCK ENDOWED VOCATIONAL	43,941.79	2,424.77	-	1,303.50	(1,903.00)	45,767.06	
BOEHM SR., HENRY AND ETHEL	17,797.78	1,088.47	-	532.03	(775.00)	18,643.28	
BOEHM, DR. AND MRS. HENRY J.	26,757.64	1,294.33	-	796.06	(898.00)	27,950.03	
BOEHM, MR. AND MRS. ROBERT WILLIAM	15,000.00	1,545.93	-	466.10	(679.00)	16,333.03	
BOEHNKE, SUE	14,364.93	1,349.44	-	451.22	(323.00)	15,842.59	
BOEM WEHRING, MR. GLENN AND KATHRYN	15,050.00	1,234.17	-	458.74	(668.00)	16,074.91	
BOENKER, HENRY AND MARTHA AND ESTHER	15,000.00	1,273.66	-	458.42	(668.00)	16,064.08	
BRAZOS COUNTY - GO TEXAN	40,000.00	11,287.77	-	1,456.10	(2,000.00)	50,743.87	
BRENHAM ELKS (B.P.O.E.#979)	40,850.00	8,945.03	-	1,388.61	(2,500.00)	48,683.64	
BRENHAM EVENING LIONS CLUB	18,100.00	1,694.98	-	557.64	(812.00)	19,540.62	
BRENHAM NOON LIONS CLUB	15,000.00	983.65	-	455.46	(492.00)	15,947.11	
BRENHAM ROTARY CLUB	27,786.00	1,637.73	-	827.18	(1,208.00)	29,042.91	
BRENHAM UNIVERSITY WOMEN'S I - 1994	20,571.00	1,217.45	-	626.09	(432.00)	21,982.54	
BRENHAM UNIVERSITY WOMEN'S II - 2003	20,051.00	1,491.68	-	619.04	(427.00)	21,734.72	
BROESCHE, TRAVIS AND LUCILLE	28,900.00	1,658.15	-	862.58	(1,254.00)	30,166.73	
BROWN FAMILY	15,000.00	1,157.84	-	459.12	(497.00)	16,119.96	
BRYANT, RAYMOND G.	53,286.75	3,286.47	-	1,608.20	(1,742.00)	56,439.42	
BUCK, PORSCHA RAE	15,000.00	970.83	-	460.30	(328.00)	16,103.13	
BURKHART, SUSAN	19,680.00	1,517.44	-	611.11	(435.00)	21,373.55	
BURLESON COUNTY - GO TEXAN	25,000.00	3,518.06	-	822.15	(585.00)	28,755.21	
BURT, WALDO F.	14,293.29	1,337.32	-	440.75	(642.00)	15,429.36	
BURTON LIONS CLUB / SID B. STEVENSON	31,237.40	1,626.03	-	934.12	(1,000.00)	32,797.55	
CANTEY FAMILY	17,250.00	1,352.62	-	524.02	(764.00)	18,362.64	
CARNES, WILLIAM KENNETH	10,025.00	834.17	-	312.13	(223.00)	10,948.30	
CARRINGTON, J. B.	6,465.00	458.62	-	194.64	(284.00)	6,834.26	
CHESLEY, MARGARET	62,000.00	3,486.62	3,000.00	1,949.55	(1,512.00)	68,924.17	
COATNEY, DOYLE	129,500.00	8,718.83	-	4,052.08	-	142,270.91	
COLLERAIN SR., JOSEPH B.	60,000.00	3,280.24	-	1,855.15	-	65,135.39	
COMMANDER, ROBERT DAVID	10,600.00	850.08	-	322.87	(470.00)	11,302.95	
CUTRIGHT AND ALLEN ARCHITECTS	17,500.00	1,215.34	-	526.79	(783.00)	18,459.13	
DALLMEYER, C. D. - BRENHAM WHOLESALE	15,000.00	1,023.62	-	450.47	(658.00)	15,816.09	
DEBBAN-EATON NURSING	19,459.70	1,474.85	-	613.73	-	21,548.28	
DERRICK, GERALD P.	16,057.94	2,270.62	-	526.31	(376.00)	18,478.87	
DIETRICH, OSCAR AND LILLIE M.	20,000.00	1,316.82	-	600.50	(875.00)	21,042.32	
DIETRICH, W. O. AND BOBBIE	19,562.14	1,417.60	-	615.05	-	21,594.79	
DILLON, JAMES F. - VFW POST 7104-MELVIN H. REDDEHASE	15,125.00	1,038.79	-	473.87	-	16,637.66	
DOBSON, LILLIAN ROSSING - RN	10,000.00	930.68	-	320.44	-	11,251.12	
DREYER, LEROY AND JUNE	10,200.00	906.23	-	319.22	(228.00)	11,197.45	
EDWARDS, ORA LEE - VOCATIONAL NURSING SCH.	15,673.10	1,225.85	-	495.41	-	17,394.36	
EHLERT, M.H. AND IRENE	20,000.00	5,162.19	-	722.53	(516.00)	25,368.72	
EHRIG, ARTHUR H. AND MYRTLE	170,000.00	8,864.16	-	5,141.60	(3,686.00)	180,319.76	
EVERSBERG AND DRUMM	10,000.00	939.92	-	308.17	(449.00)	10,799.09	
FRANKE, JOEL & PAM	17,720.00	1,377.45	-	550.41	(392.00)	19,255.86	
FREEMAN, N. W. AND NORMA	45,000.00	2,857.91	-	1,349.54	(1,964.00)	47,243.45	
FRIENDS OF BLINN-FAYETTE COUNTY	17,241.50	1,229.58	-	532.50	(379.00)	18,624.58	
FUCHS, ROSA LEE	26,409.53	1,587.19	-	789.48	(1,149.00)	27,637.20	
GERMANIA FARM MUTUAL INSURANCE ASSOCIATION	16,885.00	1,030.13	-	504.18	(735.00)	17,684.31	
GILES, ROBERT L. - PTK	19,395.00	1,234.44	150.00	583.75	(841.00)	20,522.19	
GRIFFIN, DAVID KEITH	11,000.00	992.07	-	338.51	(492.00)	11,838.58	
HALLSTEIN, EDWINA DAY	2,642,452.00	378,863.03	305.04	88,581.14	-	3,110,201.21	
HALLSTEIN, FRED J. & EDWINA D.	60,000.00	3,713.62	-	1,822.22	(1,634.00)	63,901.84	
HARTMAN, FRED - BRENHAM BANNER PRESS	13,950.00	1,069.00	-	432.13	(308.00)	15,143.13	
HASSKARL, KATHERINE MGE BROFF	33,670.00	2,084.44	-	1,048.19	-	36,802.63	
HEINEKE, DR. AND MRS. GUS	29,848.85	1,889.10	-	892.24	(1,303.00)	31,327.19	
HEMANN, LAWRENCE H.	20,125.00	8,405.08	-	804.50	(1,171.00)	28,163.58	
HENRY, WALTER AND GENEVA HOUSLEY HOLLE	21,500.00	1,804.82	-	670.53	(478.00)	23,497.35	
HICKS, KATHRYN KYLE	15,200.12	1,114.87	-	478.29	-	16,793.28	
HOLT, JUDY & LARRY	50,000.00	7,156.38	-	1,675.62	-	58,832.00	
JANNER, EUGENE	21,549.62	1,291.17	-	656.52	(469.00)	23,028.31	
JASTER-KRAUSE TRUST	71,164.83	5,335.40	11.03	2,191.24	(1,884.00)	76,818.50	
JOHN E. HEJL CALDWELL HIGH SCHOOL	97,500.00	5,172.31	-	2,920.28	(3,160.00)	102,432.59	



BLINN COLLEGE FOUNDATION INC. SCHOLARSHIPS AND ENDOWMENTS  
As of December 31, 2020

DESCRIPTION - Transferred Endowments	CORPUS	Accum Earning	Donations	Income	Scholarships	BALANCE
		September 1, 2020		Earned YTD	Awarded	December 31, 2020
KENJURA, ATWOOD	15,130.00	1,266.58	-	466.81	(505.00)	16,358.39
KROLCZYK, STEVEN	22,322.22	2,125.85	100.00	713.16	(250.00)	25,011.23
KRUSE, BERTHA QUEBE	117,500.00	6,235.34	-	3,525.01	(3,628.00)	123,632.35
KRUSE, E.F. - BLUE BELL CREAMERIES	54,000.00	3,381.47	-	1,633.69	(1,767.00)	57,248.16
KRUSE, ED AND EVELYN	50,000.00	9,231.09	-	1,683.01	(1,823.00)	59,091.10
KRUSE, ED F.	60,025.00	3,789.32	-	1,794.00	(2,620.00)	62,988.32
KRUSE, HOWARD W.	16,887.89	2,463.39	-	555.66	(397.00)	19,509.94
KUBIAK, REP. DAN	10,180.00	1,083.86	-	319.24	(462.00)	11,121.10
LACINA AND FAMILY, L. J. AND NORMA	117,696.00	6,188.65	-	3,514.68	(4,069.00)	123,330.33
LANE, DR. MARILYN R.	15,500.00	1,205.41	-	472.02	(686.00)	16,491.43
LANGE, NORWOOD AND BARBARA	15,025.00	1,599.70	-	478.33	(341.00)	16,762.03
LAROCHE, RUTH DALLMEYER	15,075.00	1,078.51	-	455.52	(663.00)	15,946.03
LEHRMANN, OTTO Q.	22,000.00	(360.43)	-	634.39	-	22,273.96
LOCKETT, REESE B.	31,500.00	1,884.50	1,000.00	985.77	(644.00)	34,726.27
LOOK - LYON	15,000.00	930.97	-	449.68	(654.00)	15,726.65
LOOK-ENGEL, ALETHA	15,000.00	1,218.64	-	461.27	(500.00)	16,179.91
LOVETT, KENNETH	15,000.00	950.70	-	453.18	(492.00)	15,911.88
MARTIN, CLYDE	22,242.22	1,804.21	-	677.88	(946.00)	23,778.31
MAY, JON DEE	15,000.00	1,139.22	-	463.90	(331.00)	16,272.12
MILLER, DOTTIE	15,250.00	1,293.91	-	466.05	(679.00)	16,330.96
MOORE FAMILY, H. L. P.	32,500.00	1,188.35	-	961.30	(927.00)	33,722.65
MORRIS, THOMAS AND RACHEL BRADHAM SPENCER	15,765.00	1,124.00	-	476.04	(651.00)	16,714.04
MORROW, CLARENCE & ETTIE RICHBURG	20,000.00	2,998.28	-	647.21	(944.00)	22,701.49
MUNKE ESTATE, LEE C.	51,159.25	2,787.29	-	1,542.48	(1,384.00)	54,105.02
MUSKE, RONALD LEE	3,000.00	198.59	-	90.29	(131.00)	3,157.88
MUTSCHER, GUS & GERTIE	16,918.76	1,610.93	-	523.12	(720.00)	18,332.81
OELFKE, RALPH AND DAYE H.	194,019.71	15,082.33	-	5,939.96	(6,942.00)	208,100.00
O'MALLEY, RICHARD J. AND MARCENA	18,550.00	1,615.49	-	566.90	(828.00)	19,904.39
O'SHEA, WILLIAM	3,097.14	448.25	-	100.06	(146.00)	3,499.45
PATRIAS, FIESTAS	20,000.00	3,077.30	-	676.54	-	23,753.84
PICONE, JOE AL & MERLE	16,245.00	1,270.42	-	494.92	(719.00)	17,291.34
PIERATT, LAURA LEE WILSON	15,000.00	1,606.06	-	486.83	-	17,092.89
PIERATT, W. H. "BILL"	15,000.00	1,725.77	-	490.34	-	17,216.11
PLEDGER, MAISIE LOUELLEN	15,575.00	1,059.52	-	467.65	(683.00)	16,419.17
PLUMMER, BETTY CANTRELL	15,790.00	1,047.57	-	493.62	-	17,331.19
POHLMAYER, SARAH BETH	635,868.22	33,247.48	-	19,543.12	(2,500.00)	686,158.82
POWELL, BARBARA & RICHARD	25,871.09	334.71	-	763.70	(163.00)	26,806.50
RAMPIERE, AL & ELIZABETH	23,000.00	1,478.20	-	697.97	(754.00)	24,422.17
RANKIN, MARY STONE	17,068.77	1,119.86	-	527.78	(186.00)	18,530.41
RANKIN, VAN DYKE	11,000.00	971.46	-	343.75	(246.00)	12,069.21
RATCLIFF, MARTHA JANE PAT	31,520.00	2,214.11	-	988.96	-	34,723.07
REASONER, HARRY M. AND MACEY HODGES	16,750.00	1,243.90	-	512.57	(554.00)	17,952.47
REESE, HOFFMANN AND KATHERINE	15,035.00	1,021.82	-	461.06	(330.00)	16,187.88
RODGERS, DOUG AND TRISH	206,336.33	10,696.30	-	6,241.82	(4,436.00)	218,838.45
SCHOMBURG JR., DENNIS W.	15,290.00	1,055.34	-	476.31	-	16,821.65
SCHOMBURG, DORIS	15,000.00	1,746.80	-	481.58	(336.00)	16,892.38
SCHOMBURG, MELVIN AND MARY	15,000.00	1,060.92	-	461.20	(329.00)	16,193.12
SCHROEDER, ALLAN R.	19,023.69	2,070.80	-	594.82	(866.00)	20,823.31
SCHROEDER, IRENE & GLIFFARD	343,175.00	25,929.81	-	10,475.74	(12,120.00)	367,460.55
SCHROEDER, RUDOLPH AND LaTHEL	25,070.00	1,852.89	-	758.43	(1,105.00)	26,576.32
SCHULTE, ZANE	15,020.00	1,012.30	-	452.43	(658.00)	15,826.73
SCHWARTZ 50th ANNIVERSARY	-	12,376.52	-	348.30	(508.00)	12,216.82
SCHWARTZ, ANNIE BELLE	-	14,572.79	-	390.29	(1,260.00)	13,703.08
SCHWARTZ, CHARLES W.	-	11,124.75	-	312.75	(457.00)	10,980.50
SCHWARTZ, WALTER	-	24,507.84	-	694.78	(880.00)	24,322.62
SCHWARTZ, WALTER C.	-	21,822.39	-	613.48	(896.00)	21,539.87
SEELHORST, ERNEST H - EDUCATION	28,771.48	1,659.48	-	874.63	(597.00)	30,708.59
SHEPPEARD, LUCILLE CLICK	13,820.00	958.31	-	416.30	(607.00)	14,587.61
SMITH, EVELYN MARIE WILSON	15,765.00	4,169.91	-	562.55	(818.00)	19,679.46
SNEED, JANIS	13,213.87	1,125.84	-	403.94	(589.00)	14,154.65
SOCIAL SCIENCE	90,955.37	4,780.39	-	2,764.37	(1,572.00)	96,928.13
SPEIR, GREGORY	17,025.00	1,298.61	-	527.21	(376.00)	18,474.82
STARK, DELBERT	25,000.00	1,623.90	-	764.48	(547.00)	26,841.38
STOLTENBERG, PAULA K.	20,642.00	2,057.19	-	638.13	(932.00)	22,405.32
STOLZ, LAVERNA - MUSIC FOUNDATION	22,500.00	1,537.77	-	690.22	(494.00)	24,233.99
STOLZ, R. W.	20,000.00	1,702.58	-	617.59	(668.00)	21,652.17
STRANGE, ROBERT F.	10,000.00	721.81	-	309.10	(220.00)	10,810.91
TIEMANN, ELTON	23,000.00	32,116.28	-	1,568.84	(1,696.00)	54,989.12
TOMACHEFSKY, BERNITA	10,015.00	764.98	-	316.03	-	11,096.01
TOMACHEFSKY, ODIS	16,000.00	1,258.20	-	497.05	(354.00)	17,401.25
TOMULINSON, EDYNA KUEHN	15,501.00	1,199.30	-	469.51	(685.00)	16,484.81
TOTTENHAM, RUTH ELIZABETH	14,065.00	1,063.92	-	443.53	-	15,572.45
TOUBIN, MILTON	15,000.00	1,210.15	-	465.93	(333.00)	16,343.08
TOUBIN, SAM AND ROSA	25,025.00	1,496.33	-	762.29	(545.00)	26,738.62
VINSON & ELKINS L.L.P.	15,000.00	1,313.41	-	460.01	(670.00)	16,103.42
WASHINGTON COUNTY GO TEXAN- MILTON GASKAMP	15,260.27	2,431.64	-	500.34	(625.00)	17,567.25
WASHINGTON COUNTY GO-TEXAN	17,260.28	2,615.94	-	566.12	(625.00)	19,817.34
WASHINGTON COUNTY GO-TEXAN II (06/17/08)	15,000.00	2,966.58	-	511.88	(625.00)	17,853.46
WATZLAVICK, LEONA MAZUCH - NURSING	16,145.00	1,275.73	-	510.71	-	17,931.44
WHEELER, F.W. BERT AND MAE DEAN - NURSING	276,000.00	14,125.07	-	8,505.40	-	298,630.47

BLINN COLLEGE FOUNDATION INC. SCHOLARSHIPS AND ENDOWMENTS  
As of December 31, 2020

DESCRIPTION - Transferred Endowments	CORPUS	Accum Earning September 1, 2020	Donations	Income Earned YTD	Scholarships Awarded	BALANCE December 31, 2020
WHIGHAM, LARRY & MARY	20,025.00	1,586.07	-	627.69	(200.00)	22,038.76
WHIGHAM, TIMOTHY RAY	20,220.00	8,568.68	-	843.98	-	29,632.66
WHITEHEAD, TOM S. AND EDYTHE	18,349.59	1,219.45	-	568.38	(200.00)	19,937.42
WILDER FAMILY	10,050.00	826.50	-	312.32	(223.00)	10,965.82
WILKES IV, ORAN	15,333.33	1,015.56	-	460.09	(671.00)	16,137.98
WINKELMANN WHITMORE, JEAN	65,855.00	(7,893.38)	-	1,699.22	-	59,660.84
WINKELMANN, F. C. AND FLOY	84,000.00	4,478.78	-	2,541.89	(1,816.00)	89,204.67
WINKELMANN, SAM AND HELEN KING	628,413.95	34,620.82	-	19,360.58	(2,750.00)	679,645.35
WINKLER, PHILLIPS SHARPE	36,848.61	3,205.36	-	1,151.94	(822.00)	40,383.91
YORK SR., MILTON GARRETT	22,500.00	1,487.51	-	675.72	(985.00)	23,678.23
YORK, MEREDITH GARRETT	22,500.00	1,411.17	-	687.28	(491.00)	24,107.45
YORK, MIRIAM	22,500.00	1,633.39	-	679.83	(991.00)	23,822.22
YORK, MIRIAM - NURSING	25,000.00	1,605.83	-	779.98	-	27,385.81
ZIEGENBEIN, MELVIN AND GLADYS	15,000.00	1,412.21	-	471.73	(337.00)	16,546.94
	<u>\$ 9,169,396.74</u>	<u>\$ 955,434.08</u>	<u>\$ 4,566.07</u>	<u>\$ 292,798.06</u>	<u>\$ (147,646.00)</u>	<u>\$ 10,274,548.95</u>

BLINN COLLEGE DISTRICT  
 Check Register  
 Checks Issued Between: 12/01/2020-12/31/2020 (Over \$10,000)

Check Number	Vendor Name	Date of Check	Amount	Description	Category
'0010848	AHI Facility Services Inc	12/03/20	\$ 137,509.74	Janitorial services all campuses	Operations
'0010945	AHI Facility Services Inc	12/14/20	29,500.00	Disinfecting services	Operations
'0010903	Amigos Library Services	12/10/20	11,213.80	Library supplies	Operations
10025667	AT&T Mobility	12/03/20	10,571.29	Services	Operations
'0010947	ATDS	12/14/20	17,980.00	Trucker driver course	Operations
'0010850	Avkin Inc	12/03/20	16,180.00	Chest tube/central line devices for classroom	Operations
'0010962	Barnes & Noble College Booksellers Inc	12/15/20	662,739.54	First Day Books	Operations
D0003161	Bryan Texas Utilities	12/14/20	35,194.44	Utilities Bryan campus	Operations
D0003132	City of Brenham	12/02/20	63,757.75	Utilities Brenham campus	Operations
D0003136	City of Brenham	12/16/20	46,858.37	Utilities Brenham campus	Operations
'0010907	Dell Marketing L P	12/10/20	41,393.08	IT support	Operations
'0010909	EBSCO	12/10/20	40,228.00	Library supplies	Operations
10025753	Global Event Group	12/10/20	10,275.00	Kitchen trailer rentals	Operations
10025823	Green Copperfield LLC	12/14/20	24,962.50	50% deposit on food truck	Operations
'0010911	Green Teams Inc	12/10/20	11,378.52	Monthly lawn care & repair Bryan & Rellis campuses	Operations
'0010859	HTA-Brazos Valley I LLC	12/03/20	182,451.30	December 2020 rent	Operations
10025687	Hurst Review Services Inc	12/03/20	13,489.00	NCLEX review	Operations
'0010949	Johnson Supply & Equipment Corp	12/14/20	12,557.31	Supplies	Operations
'0010923	Netsync Network Solutions	12/10/20	84,077.83	Cisco network equipment	Operations
'0010925	Papescapes, LLC	12/10/20	15,388.34	Monthly lawn care Brenham campus	Operations
10025827	Scott & White	12/14/20	179,916.00	Quarterly services for Brenham, Bryan & Rellis	Operations
10025784	Suddenlink	12/10/20	15,580.51	Services	Operations
'0010872	Tejas Center LTD	12/03/20	18,993.72	December 2020 rent	Operations
'0010879	Weaver and Tidwell LLP	12/03/20	19,919.96	Audit services	Operations
'0010914	J T Vaughn Construction LLC	12/10/20	\$ 2,256,960.00	STEI services	R&R Construction
'0010963	M Arthur Gensler Jr & Associates Inc	12/15/20	90,726.90	Services for Rellis Phase 2 building	R&R Construction
'0010926	PBK Architects Inc	12/10/20	26,944.24	Services for STEI building	R&R Construction
'0010953	Terracon Consultants Inc	12/14/20	12,110.00	Services for STEI building	R&R Construction
'0010955	United Restoration & Preservation Inc	12/14/20	159,238.22	Façade renovation Bryan campus	R&R Construction

**BLINN COLLEGE DISTRICT**  
**Statements of Net Position**  
**December 31, 2020 and 2019**

	2021	2020	Monthly Variance FY21 vs FY20	
			Dollars	Percent
<b>Assets</b>				
Cash in banks and petty cash ( C )	\$ 35,136,772	\$ 34,639,819	\$ 496,953	1%
Cash in investment pools ( C )	35,592,074	29,015,062	6,577,012	23%
Scholarship fund Investments ( C )	485,497	401,739	83,758	21%
Bond Reserve fund Investments ( C )	8,960,822	8,735,359	225,463	3%
Capital and deferred Maintenance Reserve Investments	15,501,079	15,196,483	304,596	2%
Construction Bond Fund Investments ( C )	38,655,415	35,384,922	3,270,493	9%
Certificate of Deposit ( C )	18,389,332	17,983,263	406,069	2%
Account Receivables				
Student tuition and fees (net)	16,254,752	20,397,137	(4,142,385)	-20%
State appropriations	13,948,044	14,019,474	(71,430)	-1%
Other (A1)	3,512,550	2,793,191	719,359	26%
Other assets	219,059	52,566	166,493	317%
Capital assets (net) (B)	169,551,229	154,572,984	14,978,245	10%
<b>Total Assets</b>	<b>356,206,626</b>	<b>333,191,999</b>	<b>23,014,627</b>	<b>7%</b>
<b>Deferred Outflows</b>				
Deferred outflows related to OPEB (GASB 75)	17,744,959	14,117,417	3,627,542	26%
Deferred outflows related to pensions (GASB 68)	12,656,018	14,349,677	(1,693,659)	-12%
<b>Total Deferred Outflows</b>	<b>30,400,977</b>	<b>28,467,094</b>	<b>1,933,883</b>	<b>7%</b>
<b>Liabilities</b>				
Accounts payable	3,973,381	2,382,858	1,590,523	67%
Accrued payroll liabilities	3,563,938	3,186,371	377,567	12%
Deposits Payable	102,600	-	102,600	100%
Funds held for others (A2)	236,721	133,057	103,664	78%
Deferred Revenues				
Student Revenue (A3)	23,085,006	26,716,676	(3,631,670)	-14%
Grants and Contracts	115,621	915,162	(799,541)	-87%
Bonds payable (B)	119,428,689	105,115,188	14,313,501	14%
Net pension liability related to OPEB (GASB 75)	58,860,838	49,150,997	9,709,841	20%
Net pension liability related to pensions (GASB 68)	21,953,887	23,037,533	(1,083,646)	-5%
<b>Total Liabilities</b>	<b>231,320,681</b>	<b>210,637,842</b>	<b>20,682,839</b>	<b>10%</b>
<b>Deferred Inflows</b>				
Deferred inflows related to OPEB (GASB 75)	12,688,134	19,024,585	(6,336,451)	-33%
Deferred inflows related to pensions (GASB 68)	6,987,471	5,622,687	1,364,784	24%
<b>Total Deferred Inflows</b>	<b>19,675,605</b>	<b>24,647,272</b>	<b>(4,971,667)</b>	<b>-20%</b>
<b>Net Assets</b>				
Invested in capital assets, net of related debt	94,245,516	91,306,578	2,938,938	3%
Student aid	2,174,691	1,685,618	489,073	29%
Debt service	8,859,896	8,737,574	122,322	1%
Star of the Republic Museum	(646,252)	(635,896)	(10,356)	2%
Unrestricted	5,133,540	(1,354,632)	6,488,172	-479%
Current year increase (decrease) in Fund Balances	25,843,926	26,634,737	(790,811)	-3%
<b>Total Net Assets</b>	<b>135,611,317</b>	<b>126,373,979</b>	<b>9,237,338</b>	<b>7%</b>
<b>Total Liabilities, Deferred Inflows, &amp; Net Assets</b>	<b>\$ 386,607,603</b>	<b>\$ 361,659,093</b>	<b>\$ 24,948,510</b>	<b>7%</b>

**Notes**

0

0

(A) See the accompanying **Supplementary Information schedule**

(B) Balances for each period are the prior fiscal year end balance (i.e. 8/31/2020 balance is the 8/31/2019 ending balance):

Capital Assets (net) - Capitalizable asset expenditures and the depreciation allowance are recorded at the fiscal year-end  
Capital Assets include a Non-Cash Gift of Land received in FY21, a ranch valued at \$2,157,230

Bonds Payable - Debt Service payments are recorded in the Statement of Current Operating Funds - Expenditures during  
the fiscal year are reclassified to Net Assets at the fiscal year-end.

Net Assets - The increase (decrease) in Fund Balances are allocated to the Net Asset accounts at the fiscal year-end

(C) See the current period **Investment Report By Fund** for the detail of these accounts

**BLINN COLLEGE DISTRICT**  
**Statements of Net Position**  
**Supplementary Information**  
**December 31, 2020 and 2019**

	2021	2020
<b>Other Receivables</b>		
Third Party Billings (TX Tomorrow, etc.)	2,145,908	1,680,498
Property Tax Receivable	23,826	23,027
Accrued Interest	67,619	413,550
Gov't Agency receivables (SBDC, TWC, etc.)	108,828	392,485
Miscellaneous	993,295	244,829
Student Loans	173,074	38,802
	<b>\$ 3,512,550</b>	<b>2,793,191</b>
 <b>(2) Funds Held For Others</b>		
Scholarship Checks	<b>\$ 236,721</b>	<b>133,057</b>
 <b>(3) Deferred Revenue</b>		
Spring		
Tuition & Fees	19,958,411	21,757,031
Auxiliary Housing & Meals and Parking	3,126,595	4,959,645
	<b>\$ 23,085,006</b>	<b>\$ 26,716,676</b>