

BLINN COLLEGE - BRENHAM CAMPUS

WHEELER HALL FIRE ALARM UPGRADES

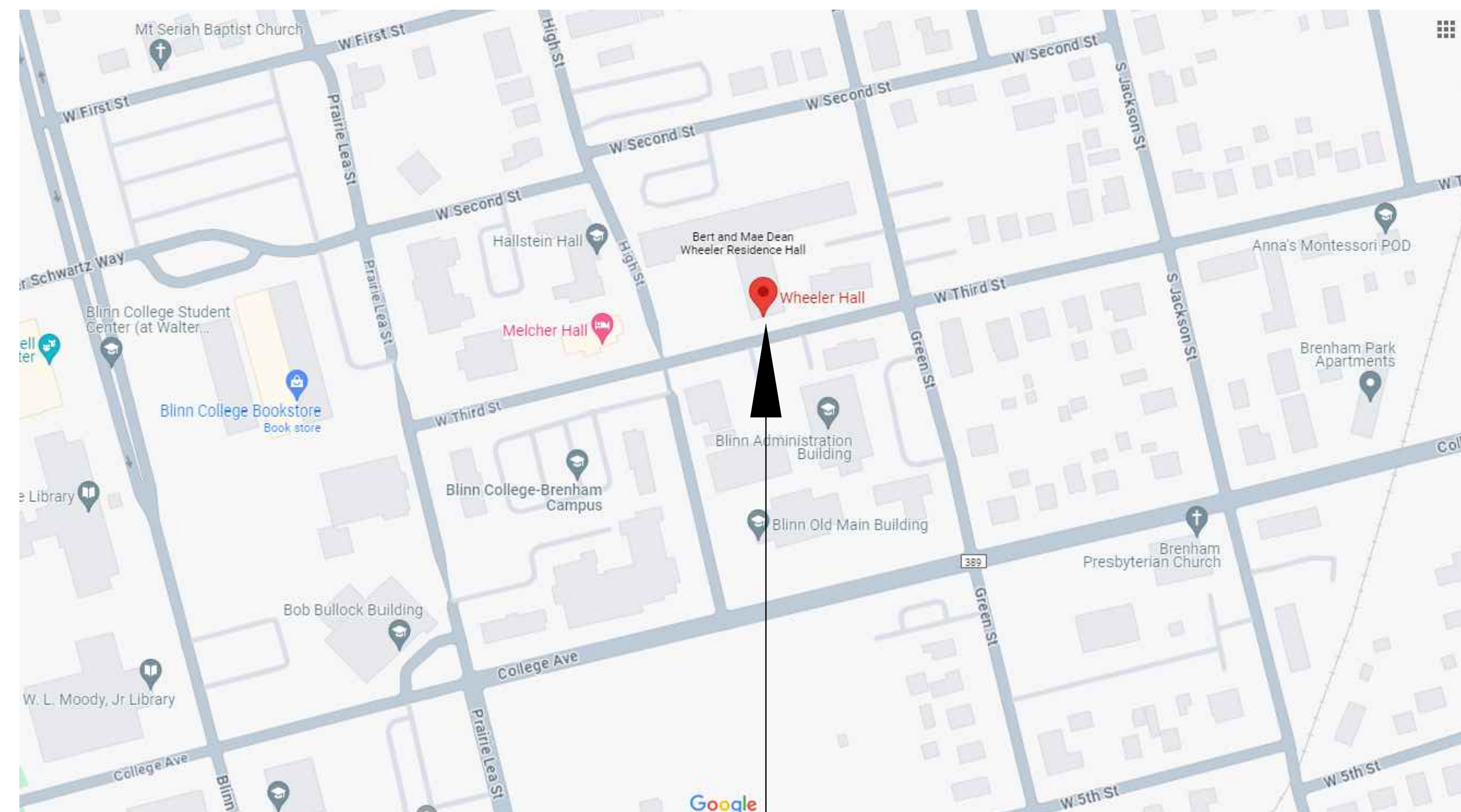
PROJECT NUMBER: 230951

WHEELER HALL RESIDENTIAL HALL
804 W THIRD ST. BRENHAM, TEXAS 77833

INDEX OF DRAWINGS

T000	TITLE SHEET
E000	ELECTRICAL SYMBOLS & ABBREVIATIONS
ED111	FIRST FLOOR PLAN - WEST & EAST WINGS - DEMOLITION
ED112	FIRST FLOOR PLAN - SOUTH WING & LOBBY - DEMOLITION
ED121	SECOND FLOOR PLAN - WEST & EAST WINGS - DEMOLITION
ED122	SECOND FLOOR PLAN - SOUTH WING & LOBBY - DEMOLITION
ED131	THIRD FLOOR PLAN - WEST & EAST WINGS - DEMOLITION
ED132	THIRD FLOOR PLAN - SOUTH WING & LOBBY - DEMOLITION
ED141	ATTIC PLAN - WEST & EAST WINGS - DEMOLITION
ED142	ATTIC PLAN - SOUTH WING & LOBBY - DEMOLITION
E111	FIRST FLOOR PLAN - WEST & EAST WINGS
E112	FIRST FLOOR PLAN - SOUTH WING & LOBBY
E121	SECOND FLOOR PLAN - WEST & EAST WINGS
E122	SECOND FLOOR PLAN - SOUTH WING & LOBBY
E131	THIRD FLOOR PLAN - WEST & EAST WINGS
E132	THIRD FLOOR PLAN - SOUTH WING & LOBBY
E141	ATTIC PLAN - WEST & EAST WINGS
E142	ATTIC PLAN - SOUTH WING & LOBBY

LOCATION MAP



PROJECT LOCATION



WHEELER HALL
FIRE ALARM UPGRADES
BLINN COLLEGE - BRENHAM CAMPUS
804 W THIRD ST/
BRENHAM, TEXAS 77833

Drawn: CJ
Checked: RR
Date: 02-02-2024
Project No.: 230951
Revisions:

SHEET TITLE
TITLE SHEET

SHEET NO.
T000

ELECTRICAL SYMBOLS AND ABBREVIATIONS

(SOME SYMBOLS MAY NOT BE APPLICABLE TO THIS PROJECT)

SYMBOLS

ABBREVIATIONS

GENERAL

	MOTOR, HP AS INDICATED
	CONTROLLER TO BE FURNISHED UNDER DIVISION 15 AND INSTALLED UNDER DIVISION 16
	DISCONNECT SWITCH
	MAGNETIC MOTOR STARTER
	COMBINATION MOTOR STARTER/DISCONNECT SWITCH
	GROUNDING REFERENCE POINT.
	JUNCTION BOX, CEILING MOUNTED
	JUNCTION BOX, WALL MOUNTED
	PHOTO CELL
	RELAY
	TIME CLOCK
	CONTACTOR
	BELL
	BUZZER
	CEILING MOUNTED CLOCK
	WALL MOUNTED CLOCK
	WALL MOUNTED DOUBLE FACE CLOCK
	HORN
	TRANSFORMER AS INDICATED
	AUTOMATIC TRANSFER SWITCH
	EQUIPMENT CONNECTION
	KEYED NOTE NO. 2
	MECHANICAL EQUIPMENT DESIGNATION

LUMINAIRES

	LUMINAIRE, CEILING OR WALL MOUNTED. SUBSCRIPT INDICATES ASSOCIATED SWITCHING. CAPITAL LETTER INDICATES FIXTURE TYPE.
	FIXTURE CEILING MOUNTED
	FIXTURE WALL MOUNTED
	WALLWASH FIXTURE CEILING MOUNTED
	EXIT LIGHT, CEILING MOUNTED WITH ARROWS
	EXIT LIGHT, WALL MOUNTED WITH ARROWS
	EMERGENCY FIXTURE
	FIXTURE WITH EMBEDDED WIRELESS OCCUPANCY AND DAYLIGHT SENSOR
	EMERGENCY LIGHT, WALL MOUNTED
	POLE MOUNTED LUMINAIRE
	FLOOD LIGHT, ARROW INDICATES AIMING DIRECTION.
	TRACK LIGHT WITH HEADS AS INDICATED

RACEWAYS

	CONDUIT CONCEALED IN WALL OR CEILING
	CONDUIT UNDER FLOOR OR CAST IN STRUCTURE
	SWITCH LEG
	BRANCH CIRCUIT HOMERUN 3/4\"/>
	SURFACE RACEWAY
	TELEPHONE
	BUS DUCT WITH TAKE OFF DEVICE

PANEL AND RELATED ITEMS

	PANELBOARD, SURFACE MOUNTED.
	PANELBOARD, FLUSH MOUNTED.
	SWITCHBOARD OR DISTRIBUTION BOARD
	MOTOR CONTROL CENTER
	TRANSIENT VOLTAGE SURGE SUPPRESSOR.
	PLYWOOD TELEPHONE BACKBOARD, PROVIDE WALL MOUNTED WHITE PAINTED 4x8 PLYWOOD BACKBOARD

OUTLETS

	SIMPLEX RECEPTACLE
	DUPLEX RECEPTACLE
	DUPLEX RECEPTACLE; GF=GROUND FAULT INTERRUPTING, WP=WEATHERPROOF, T=TAMPER RESISTANT, IG=ORANGE SOLATED GROUND, C=CLOCK OUTLET, TV=TV RECEPTACLE, CR=CONTROLLED RECEPTACLE
	DOUBLE DUPLEX RECEPTACLE
	EMERGENCY RED DUPLEX RECEPTACLE
	EMERGENCY RED QUAD RECEPTACLE
	DUPLEX RECEPTACLE WITH USB PORTS
	SPECIAL PURPOSE RECEPTACLE
	ROUND FLOOR BOX WITH POWER AND DATA
	SQUARE FLOOR BOX WITH POWER AND DATA
	TELEPHONE OUTLET
	TELEVISION OUTLET
	VOICE/DATA OUTLET

SWITCHES

	SINGLE POLE SWITCH
	DOUBLE POLE SWITCH
	THREE-WAY SWITCH
	FOUR-WAY SWITCH
	CEILING FAN SPEED SWITCH
	SWITCH WITH PILOT LIGHT IN HANDLE
	WEATHERPROOF SWITCH
	MOTOR RATED SWITCH
	EXPLOSION PROOF SWITCH
	TIMER SWITCH
	MULTIPLE SWITCHES, GANGED.
	CEILING MOUNTED OCCUPANCY SENSOR
	WALL MOUNTED OCCUPANCY SENSOR AND SWITCH
	LOW VOLTAGE SWITCH
	LOW VOLTAGE SWITCH WITH DIMMER
	WALL MOUNTED WIRELESS ON/OFF SWITCH
	WALL MOUNTED WIRELESS ON/OFF/DIM SWITCH
	PUSHBUTTON

P.A./INTERCOM

	REMOTE INTERCOM STATION
	INTERCOM MASTER STATION
	SPEAKER, CEILING MOUNTED
	SPEAKER, WALL MOUNTED
	AMPLIFIER AND ASSOCIATED EQUIPMENT
	MICROPHONE JACK
	INTERCOM CALL BOX

FIRE ALARM

	FIRE ALARM CONTROL PANEL
	FIRE ALARM EXPANSION PANEL
	REMOTE FIRE ALARM ANNUNCIATOR
	MANUAL PULL STATION
	SMOKE DETECTOR, DASHED INDICATES BELOW RAISED FLOOR
	SMOKE DETECTOR, DUCT MOUNTED
	SMOKE DETECTOR WITH SOUNDER BASE
	HEAT DETECTOR
	FLOW SWITCH
	VALVE SWITCH
	FLOW SWITCH
	AUDIO-VISUAL ANNUNCIATOR (WALL, CEILING)
	VISUAL ANNUNCIATOR (WALL, CEILING)
	MAGNETIC DOOR HOLDER
	FIRE FIGHTERS PHONE JACK
	FIRE ALARM SPEAKER / VISUAL (VOICE EVACUATION)

SITE UTILITY

	MANHOLE NUMBER 1; CMH INDICATES COMMUNICATIONS MANHOLE.
	PULLBOX OR HANDHOLE AS SPECIFIED ON DRAWINGS AND SPECIFICATIONS.
	POWER POLE
	POLE MOUNTED TRANSFORMERS
	TELEPHONE TERMINAL BOX
	AERIAL PRIMARY
	AERIAL SECONDARY
	AERIAL TELEPHONE; CATV = CABLE TELEVISION.
	UNDERGROUND PRIMARY
	UNDERGROUND SECONDARY
	UNDERGROUND TELEPHONE/COMMUNICATIONS

SECURITY


	SECURITY PANEL
	DOOR CONTACT
	CCTV CAMERA WITH FIXED WIDE ANGLE LENS WALL MOUNTED TO SET CAMERA 6\"/>
	CCTV CAMERA; PT=PAN AND TILT; Z=ZOOM LENS
	EXTERIOR CAMERA IN WEATHERPROOF ENCLOSURE WITH ANTI-FOG HEATERS.
	DOOR LOCK
	CARD READER ACCESS
	DURESS PUSHBUTTON
	KEYPAD

DISTRIBUTION

	MOLDED CASE CIRCUIT BREAKER
	DRAWOUT POWER CIRCUIT BREAKER AIR, VACUUM OR SF AS SPECIFIED.
	DISCONNECT SWITCH
	FUSIBLE DISCONNECT SWITCH
	TRANSFORMER
	SHEILDIED ISOLATION TRANSFORMER
	VOLTMETER
	AMMETER
	VOLTMETER SELECTOR SWITCH
	AMMETER SELECTOR SWITCH
	SHUNT TRIP
	CT AND METER

AHU & ELEVATOR SCOPE
CONTRACTOR SHALL COORDINATE WITH THE OWNER AND OWNER'S SERVICE VENDORS FOR RELAYS CONNECTED TO HVAC SYSTEMS AND ELEVATOR.

A	AMPERE(S)	MDP	MAIN DISTRIBUTION PANEL
AC	ABOVE COUNTER	MECH	MECHANICAL
A/C	AIR CONDITIONING	MH	METAL HALIDE
AIC	AMPERE INTERRUPTING CAPACITY	MIN	MINIMUM
AFF	ABOVE FINISHED FLOOR	MLO	MAIN LUGS ONLY
AFG	ABOVE FINISHED GRADE	MTD	MOUNTED
AHU	AIR HANDLING UNIT	MTG	MOUNTING
AL, ALUM	ALUMINUM	MV	MERCURY VAPOR
ATS	AUTOMATIC TRANSFER SWITCH	MW	MICROWAVE
AWG	AMERICAN WIRE GAUGE	NA	NOT APPLICABLE
BLDG	BUILDING	NC	NORMALLY CLOSED
C	CONDUIT	NF	NONFUSIBLE
CB	CIRCUIT BREAKER	NL	NIGHT LIGHT
CCTV	CLOSED CIRCUIT TELEVISION	NO	NORMALLY OPEN
CFCI	CONTRACTOR FURNISHED, CONTRACTOR INSTALLED	NTS	NOT TO SCALE
CKT	CIRCUIT	OC	ON CENTER
COND	CONDUCTOR	OFCI	OWNER FURNISHED CONTRACTOR INSTALLED OVERHEAD
CPU	CENTRAL PROCESSING UNIT	OH	ON CENTER
CT	CURRENT TRANSFORMER	P	POLE
DCP	DATA COLLECTION PANEL	PA	PUBLIC ADDRESS
DIA	DIAMETER	PB	PUSHBUTTON
DC	DISCONNECT	PBX	PRIVATE BUILDING EXCHANGE
DIST	DISTRIBUTION	PC	PULL CHAIN
DN	DOWN	PIC	PHOTO CELL
DWGS	DRAWINGS	PDP	POWER DISTRIBUTION PANEL
EC	EMPTY CONDUIT	PH, Ø	PHASE
EF	EXHAUST FAN	PNL	PANELBOARD
EQMT	EQUIPMENT	PR	PAIR
EWC	ELECTRIC WATER COOLER	PSI	POUNDS PER SQUARE INCH
EXH	EXHAUST	PWR	POWER
EXP	EXPLOSION PROOF	QUAD	QUAD RECEPTACLE
EXTG	EXISTING	REFR	REFRIGERATOR
F/A, F.A.	FIRE ALARM	S	SECURITY
FLUOR	FLUORESCENT	S.C.	SPLIT CIRCUIT
FN	FULL NEUTRAL	SCC	STATUS COMMAND CENTER
FT	FEET, FOOT	SN	SOLID NEUTRAL
GALV	GALVANIZED	SPD	SURGE PROTECTION DEVICE
GFCI	GROUND FAULT CIRCUIT INTERRUPTER	SQFT, □	SQUARE FOOT
GFI	GROUND FAULT INTERRUPTER	SW	SWITCH
GND	GROUND	SWBD	SWITCHBOARD
GRD	GALVANIZED RIGID STEEL	TC	TIME CLOCK
HID	HIGH INTENSITY DISCHARGE	TELE	TELEPHONE
HP	HORSEPOWER	TSTAT	THERMOSTAT
HOA	HAND OFF AUTOMATIC	TV	TELEVISION
HPS	HIGH PRESSURE SODIUM	TVSS	TRANSIENT VOLTAGE SURGE SUPPRESSOR
HVAC	HEATING/VENTILATING/AIR CONDITIONING	UON	UNLESS OTHERWISE NOTED
HZ	HERTZ	UPS	UNINTERRUPTABLE POWER SUPPLY
ID	INSIDE DIAMETER	V	VOLT(S)
IG	ISOLATED GROUND	VEND	VENDING
IMC	INTERMEDIATE STEEL CONDUIT	VP	VAPOR PROOF
IN	INCHES	W	WIRE, WATT(S)
INCD	INCANDESCENT	WP	WEATHERPROOF
JB	JUNCTION BOX	XFMR	TRANSFORMER
KV	KILOVOLT	1P	ONE POLE
KVA	KILOVOLT AMPERE	2P	TWO POLE
KVAC	KILOVOLT AMPERE CAPACITIVE	3P	THREE POLE
KVAR	KILOVOLT AMPERE REACTIVE		
KW	KILOWATT		
KWH	KILOWATT HOUR		
LPS	LOW PRESSURE SODIUM		
MAX	MAXIMUM		
MCB	MAIN CIRCUIT BREAKER		
MCC	MOTOR CONTROL CENTER		

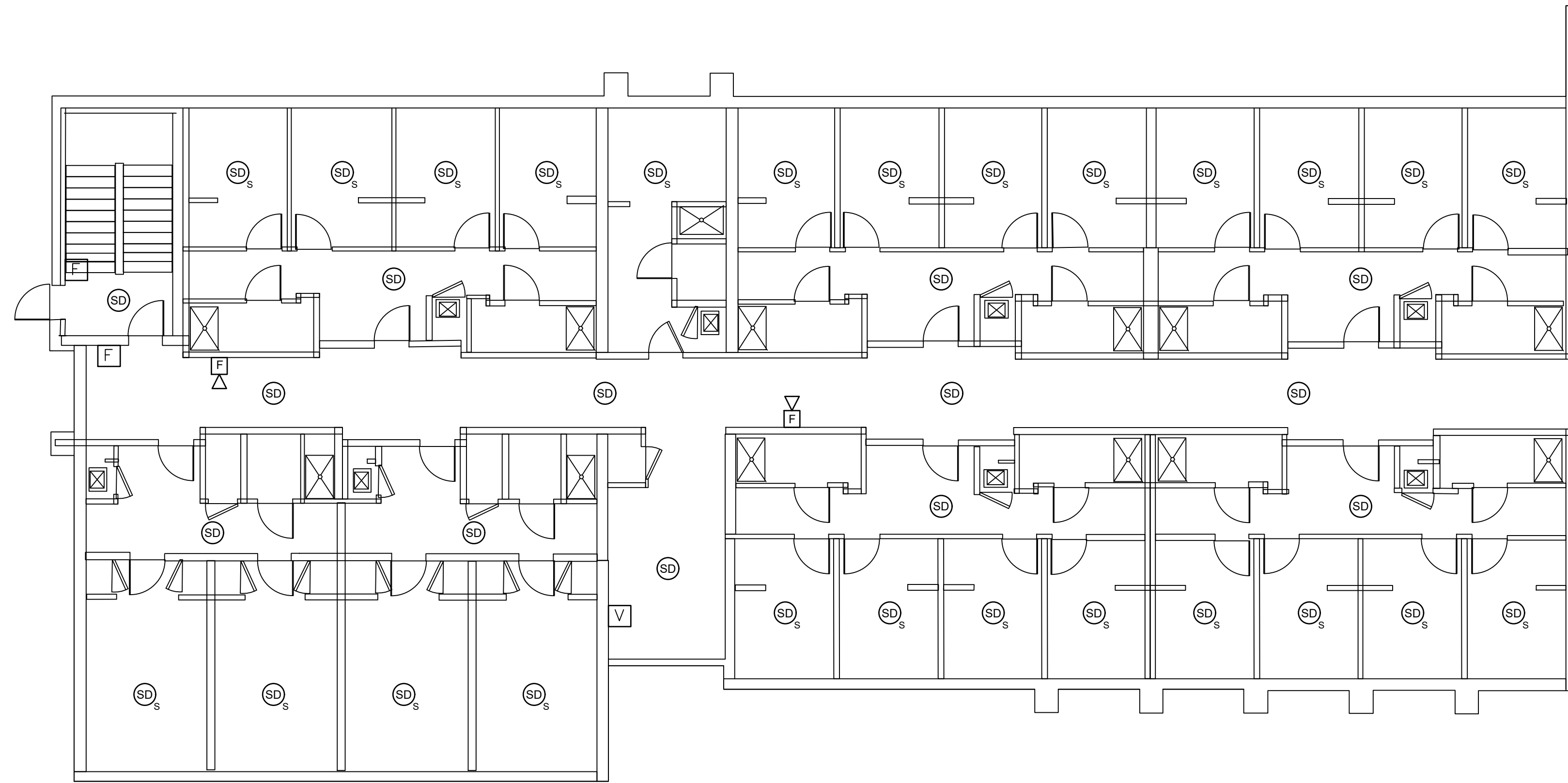


WHEELER HALL
FIRE ALARM UPGRADES
BLINN COLLEGE - BRENHAM CAMPUS
 BRENHAM, TEXAS 77833
 804 W THIRD ST/

Drawn: CJ
 Checked: RR
 Date: 02-02-2024
 Project No.: 230951
 Revisions:

SHEET TITLE
ELECTRICAL SYMBOLS & ABBREVIATIONS

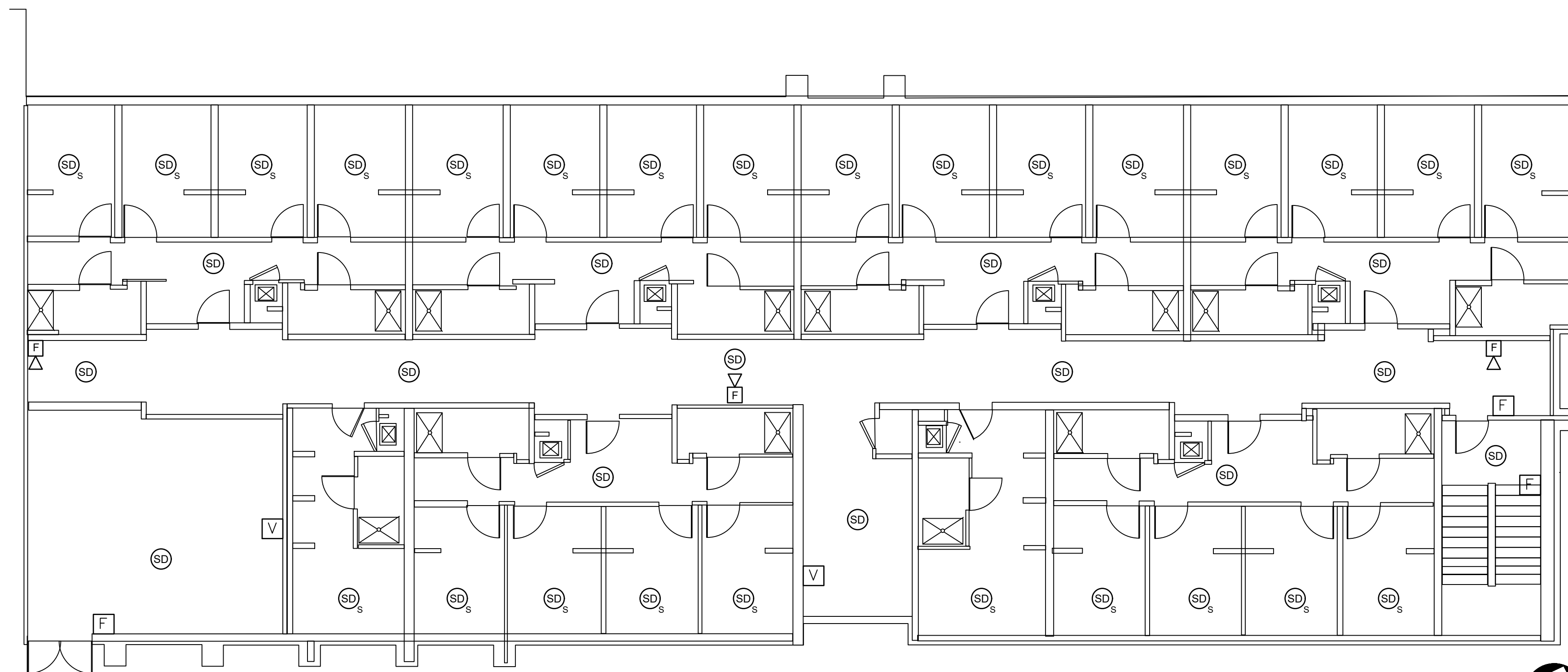
SHEET NO.
E000



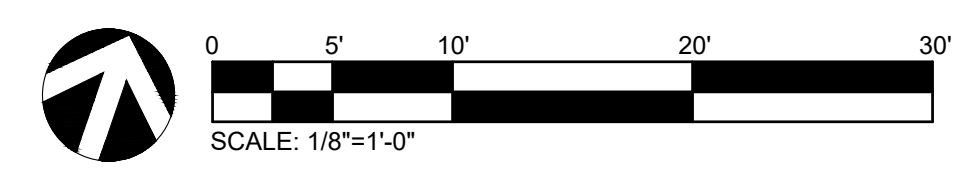
DEMOLITION GENERAL NOTES:

- A. EXISTING DEVICES SHOWN SHALL BE REMOVED, UNLESS OTHERWISE NOTED.
- B. EXISTING CABLING CAN BE REUSED IF IT MEETS CURRENT CODES. REUSE OF CABLING IS AT THE DISCRETION OF THE FIRE ALARM CONTRACTOR.

1 FIRST FLOOR PLAN - WEST WING - DEMOLITION
 ED111 1/8" = 1'-0"



2 FIRST FLOOR PLAN - EAST WING - DEMOLITION
 ED111 1/8" = 1'-0"

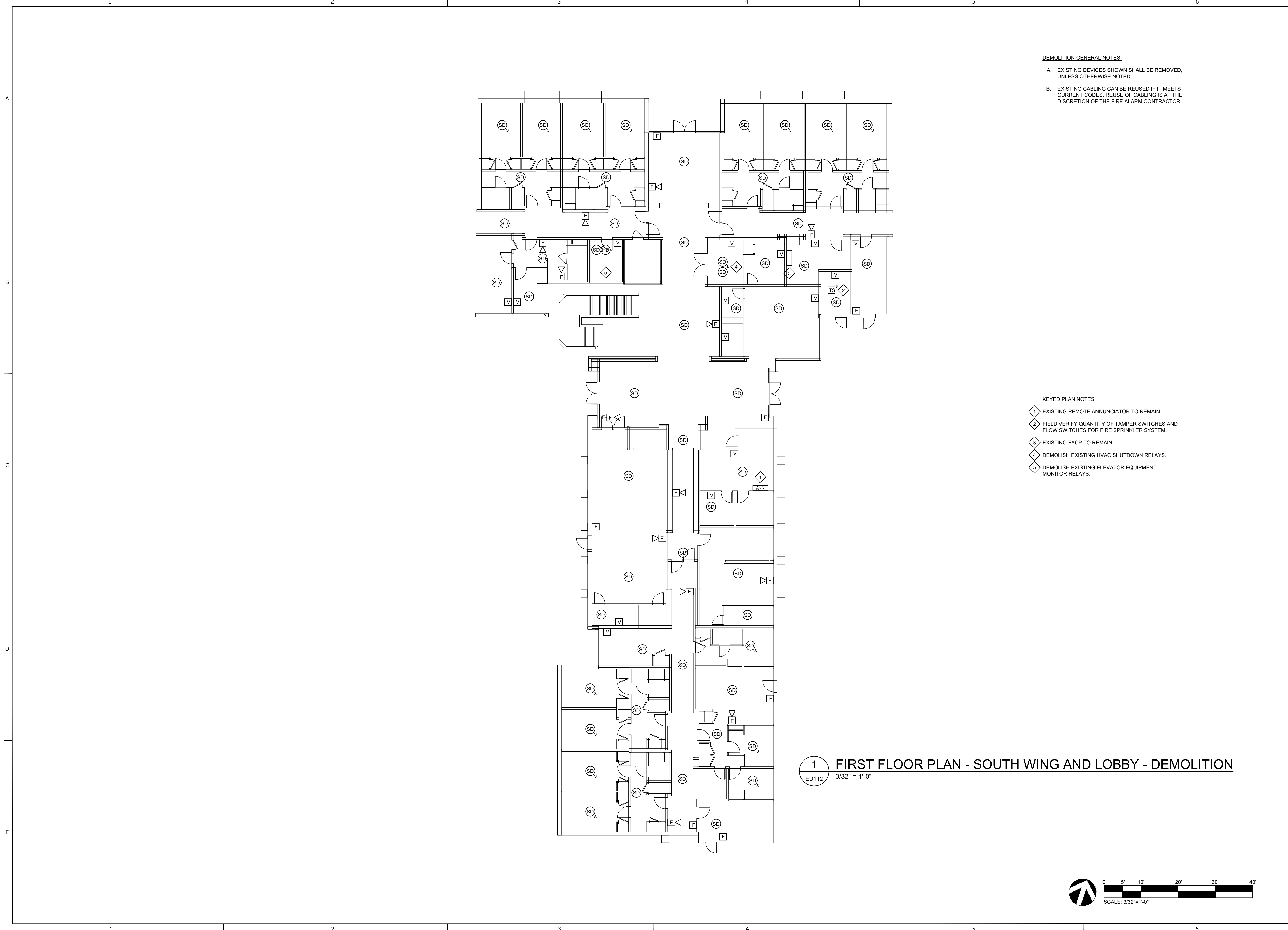


WHEELER HALL
FIRE ALARM UPGRADES
BLINN COLLEGE - BRENHAM CAMPUS
 804 W THIRD ST/
 BRENHAM, TEXAS 77833

Drawn: CJ
 Checked: RR
 Date: 02-02-2024
 Project No.: 230951
 Revisions:

SHEET TITLE
FIRST FLOOR PLAN - WEST & EAST WINGS - DEMOLITION

SHEET NO.
ED111



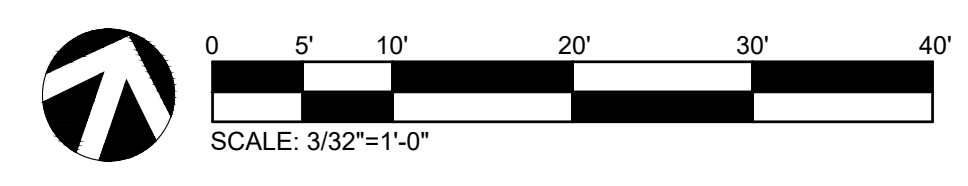
DEMOLITION GENERAL NOTES:

- A. EXISTING DEVICES SHOWN SHALL BE REMOVED, UNLESS OTHERWISE NOTED.
- B. EXISTING CABLING CAN BE REUSED IF IT MEETS CURRENT CODES. REUSE OF CABLING IS AT THE DISCRETION OF THE FIRE ALARM CONTRACTOR.

KEYED PLAN NOTES:

- 1 EXISTING REMOTE ANNUNCIATOR TO REMAIN.
- 2 FIELD VERIFY QUANTITY OF TAMPER SWITCHES AND FLOW SWITCHES FOR FIRE SPRINKLER SYSTEM.
- 3 EXISTING FACP TO REMAIN.
- 4 DEMOLISH EXISTING HVAC SHUTDOWN RELAYS.
- 5 DEMOLISH EXISTING ELEVATOR EQUIPMENT MONITOR RELAYS.

1 FIRST FLOOR PLAN - SOUTH WING AND LOBBY - DEMOLITION
 ED112 3/32" = 1'-0"

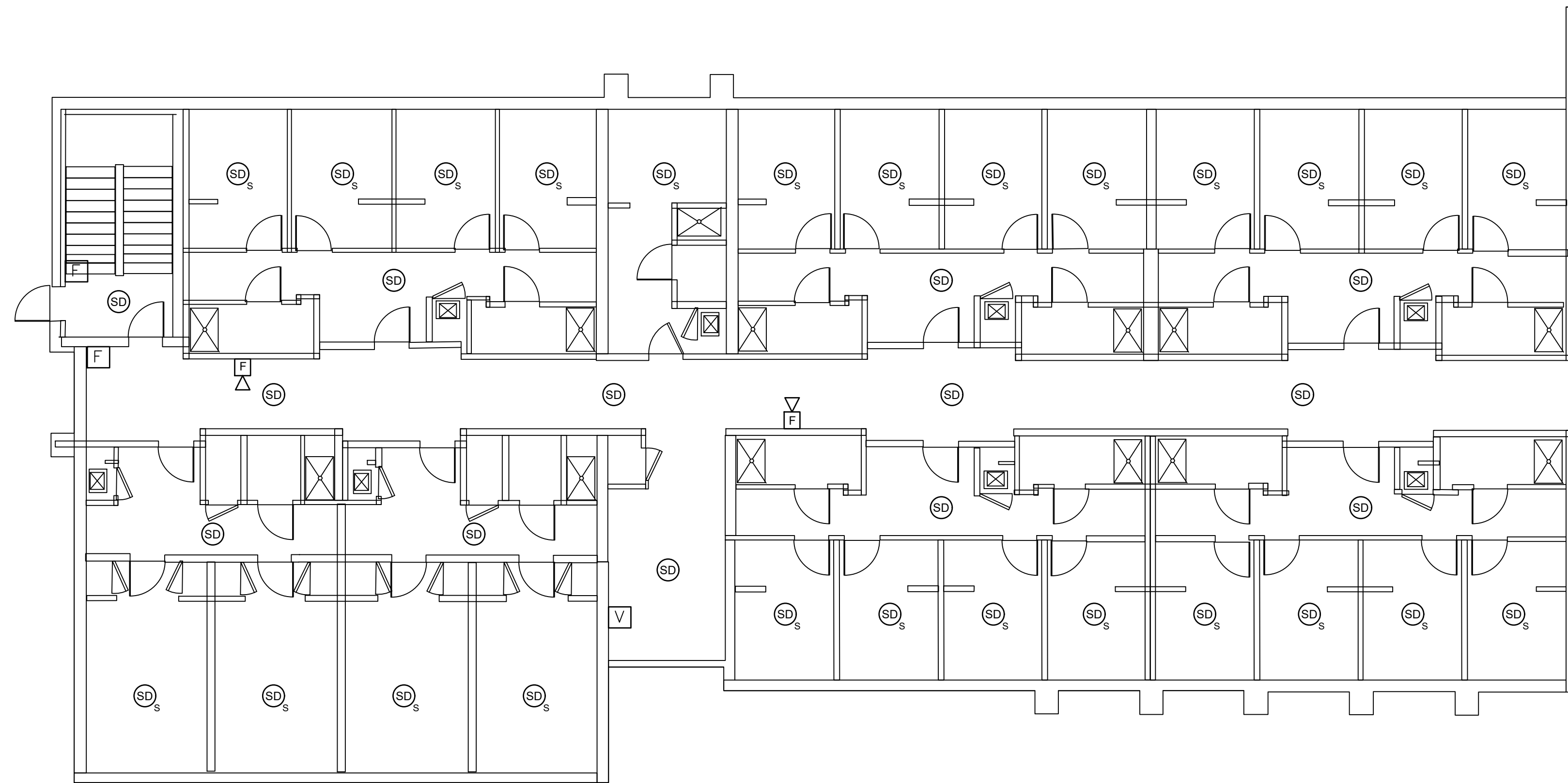


**WHEELER HALL
 FIRE ALARM UPGRADES**
BLINN COLLEGE - BRENHAM CAMPUS
 804 W THIRD ST/
 BRENHAM, TEXAS 77833

Drawn: CJ
 Checked: RR
 Date: 02-02-2024
 Project No.: 230951
 Revisions:

SHEET TITLE
 FIRST FLOOR PLAN -
 SOUTH WING & LOBBY -
 DEMOLITION

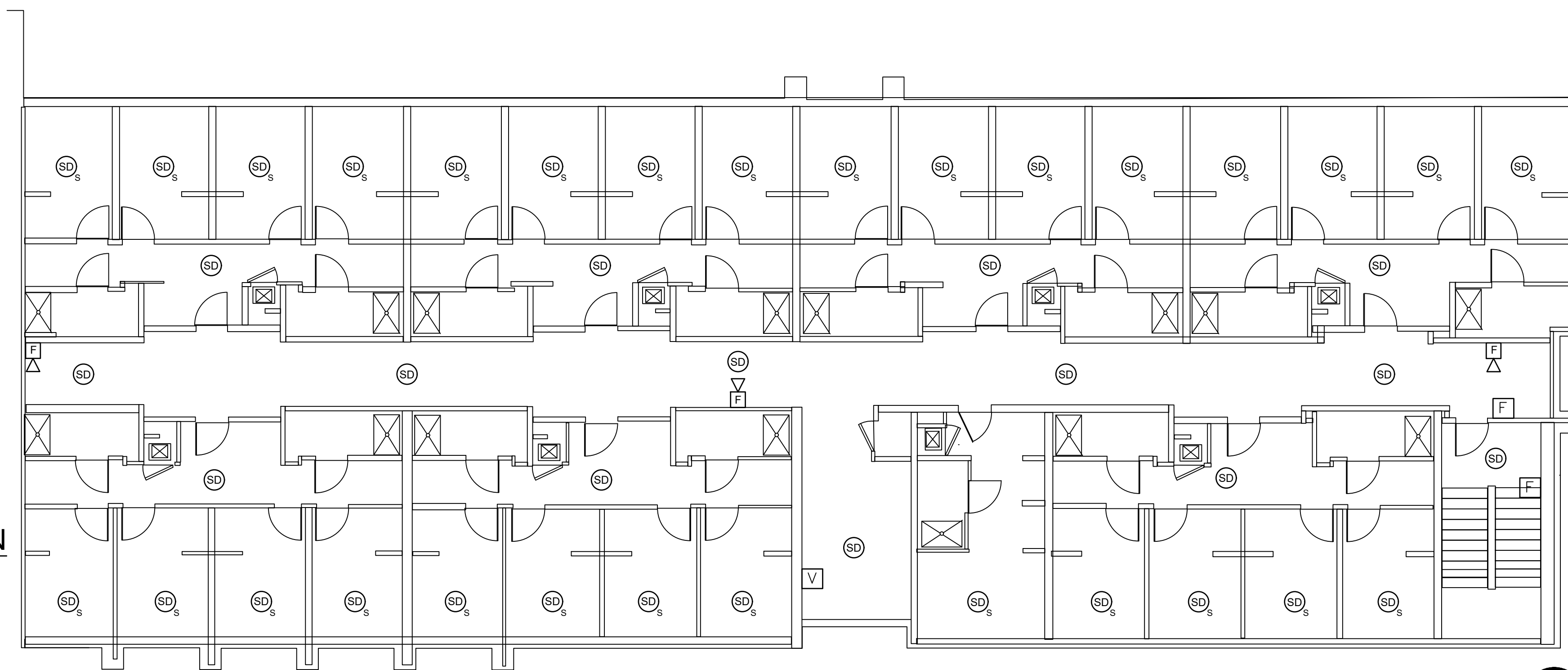
SHEET NO.
ED112



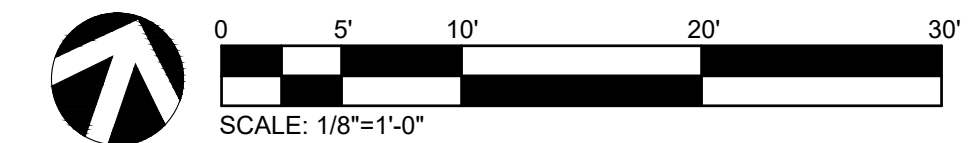
DEMOLITION GENERAL NOTES:

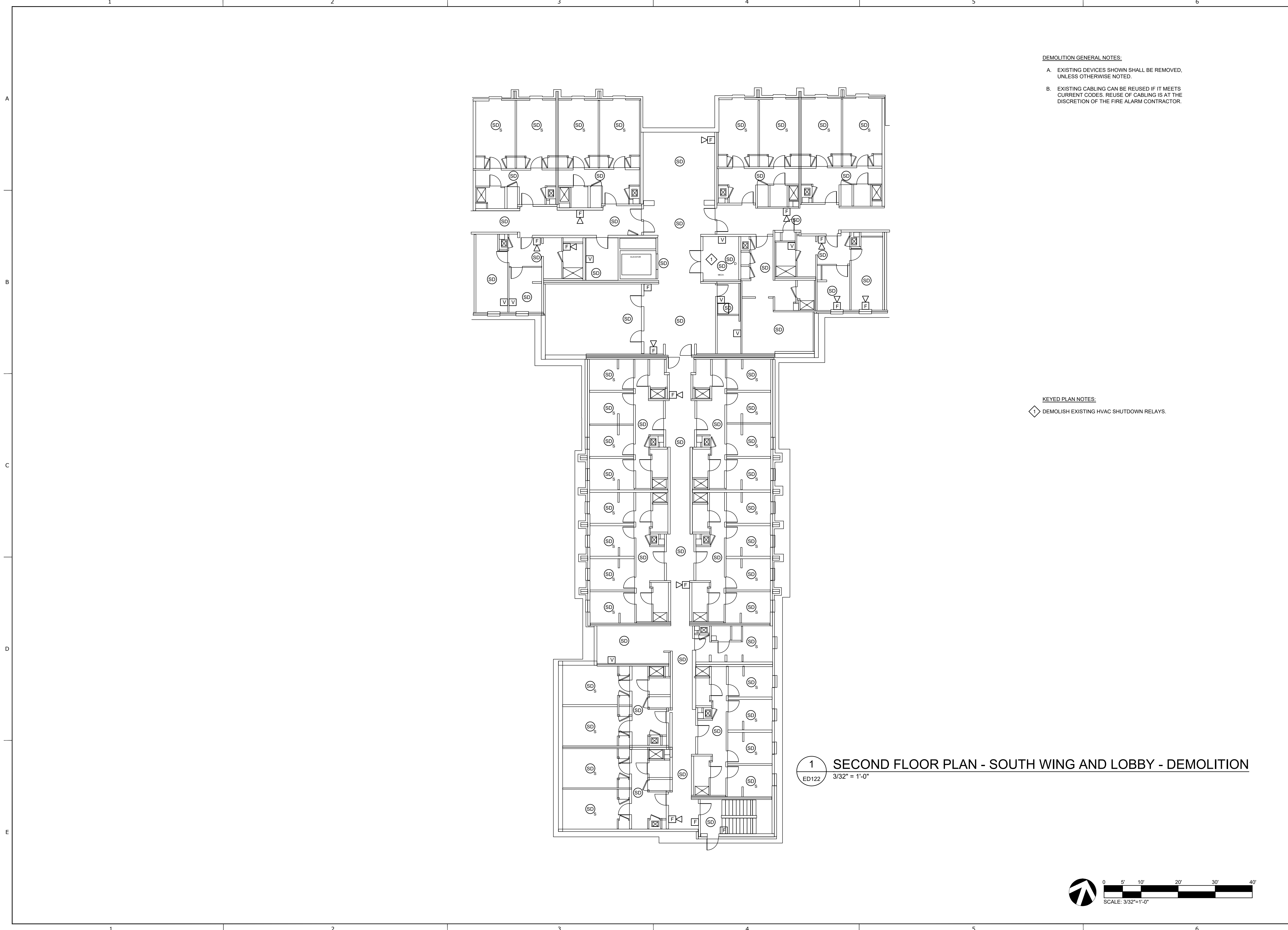
- A. EXISTING DEVICES SHOWN SHALL BE REMOVED, UNLESS OTHERWISE NOTED.
- B. EXISTING CABLING CAN BE REUSED IF IT MEETS CURRENT CODES. REUSE OF CABLING IS AT THE DISCRETION OF THE FIRE ALARM CONTRACTOR.

1 SECOND FLOOR PLAN - WEST WING - DEMOLITION
 ED121 1/8" = 1'-0"



2 SECOND FLOOR PLAN - EAST WING - DEMOLITION
 ED121 1/8" = 1'-0"





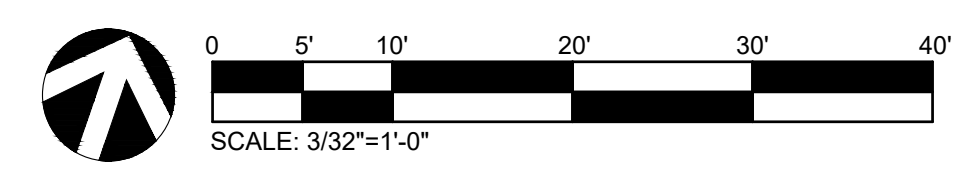
DEMOLITION GENERAL NOTES:

- A. EXISTING DEVICES SHOWN SHALL BE REMOVED, UNLESS OTHERWISE NOTED.
- B. EXISTING CABLING CAN BE REUSED IF IT MEETS CURRENT CODES. REUSE OF CABLING IS AT THE DISCRETION OF THE FIRE ALARM CONTRACTOR.

KEYED PLAN NOTES:

- ◊ DEMOLISH EXISTING HVAC SHUTDOWN RELAYS.

1 SECOND FLOOR PLAN - SOUTH WING AND LOBBY - DEMOLITION
 ED122 3/32" = 1'-0"

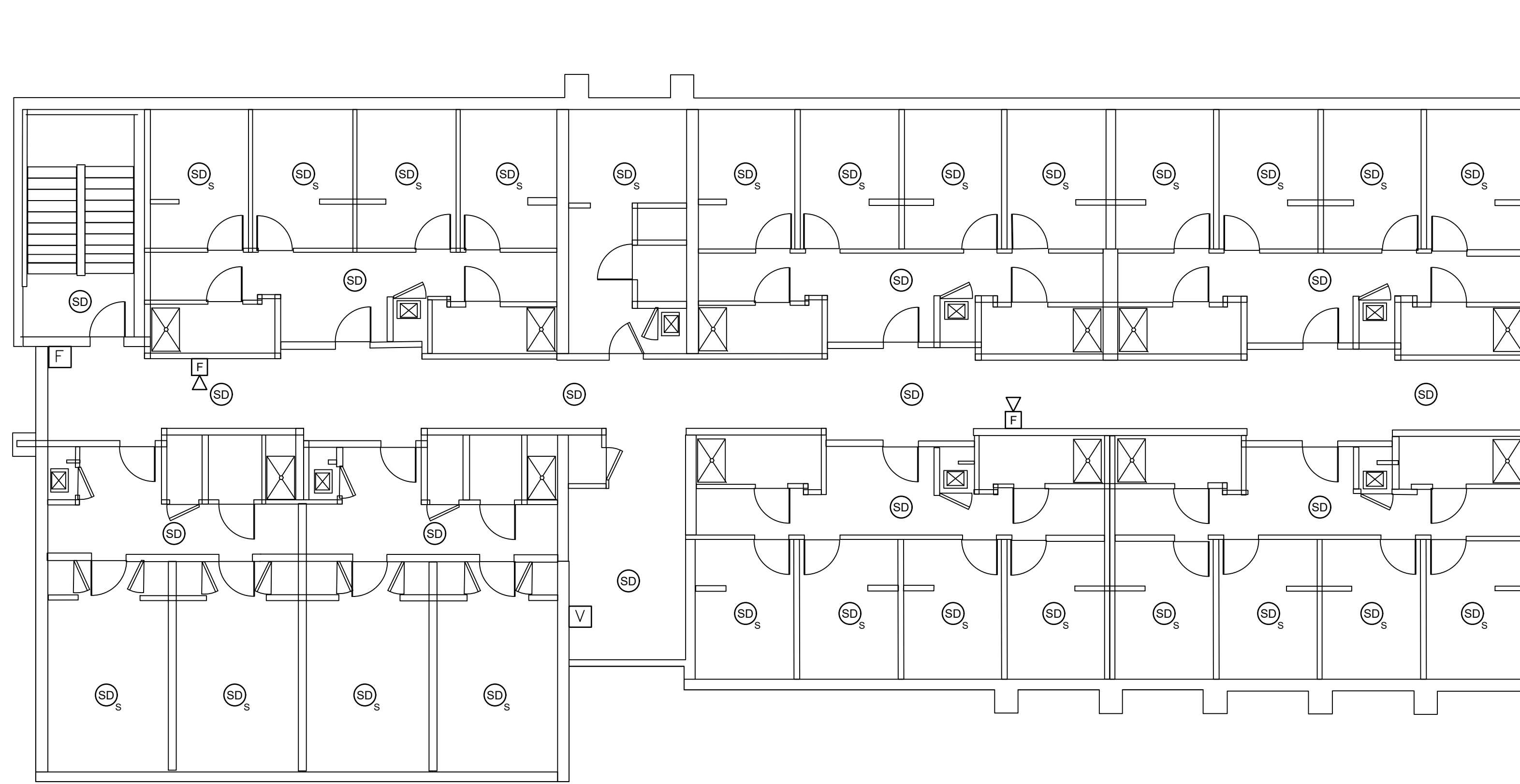


WHEELER HALL
FIRE ALARM UPGRADES
BLINN COLLEGE - BRENHAM CAMPUS
 804 W THIRD ST/
 BRENHAM, TEXAS 77833

Drawn: CJ
 Checked: RR
 Date: 02-02-2024
 Project No.: 230951
 Revisions:

SHEET TITLE
SECOND FLOOR PLAN - SOUTH WING & LOBBY - DEMOLITION
 SHEET NO.

ED122

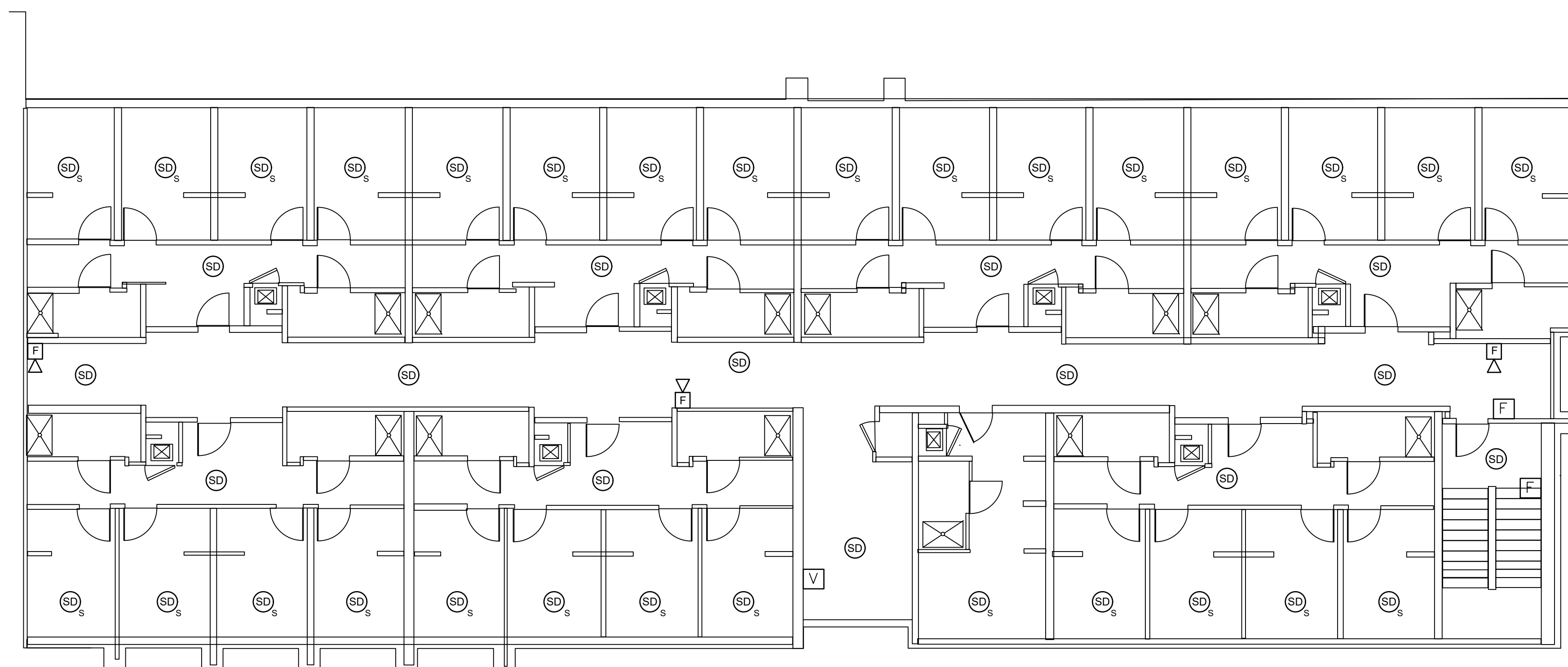


DEMOLITION GENERAL NOTES:

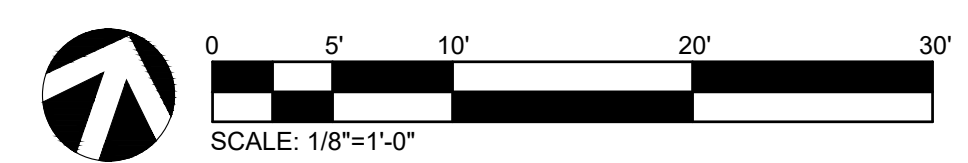
A. EXISTING DEVICES SHOWN SHALL BE REMOVED, UNLESS OTHERWISE NOTED.

B. EXISTING CABLING CAN BE REUSED IF IT MEETS CURRENT CODES. REUSE OF CABLING IS AT THE DISCRETION OF THE FIRE ALARM CONTRACTOR.

1 THIRD FLOOR PLAN - WEST WING - DEMOLITION
 ED131 1/8" = 1'-0"



2 THIRD FLOOR PLAN - EAST WING - DEMOLITION
 ED131 1/8" = 1'-0"



CLEARY ZIMMERMANN ENGINEERS
 Firm No. 1-937 / ClearyZimmermann.com

02-02-24

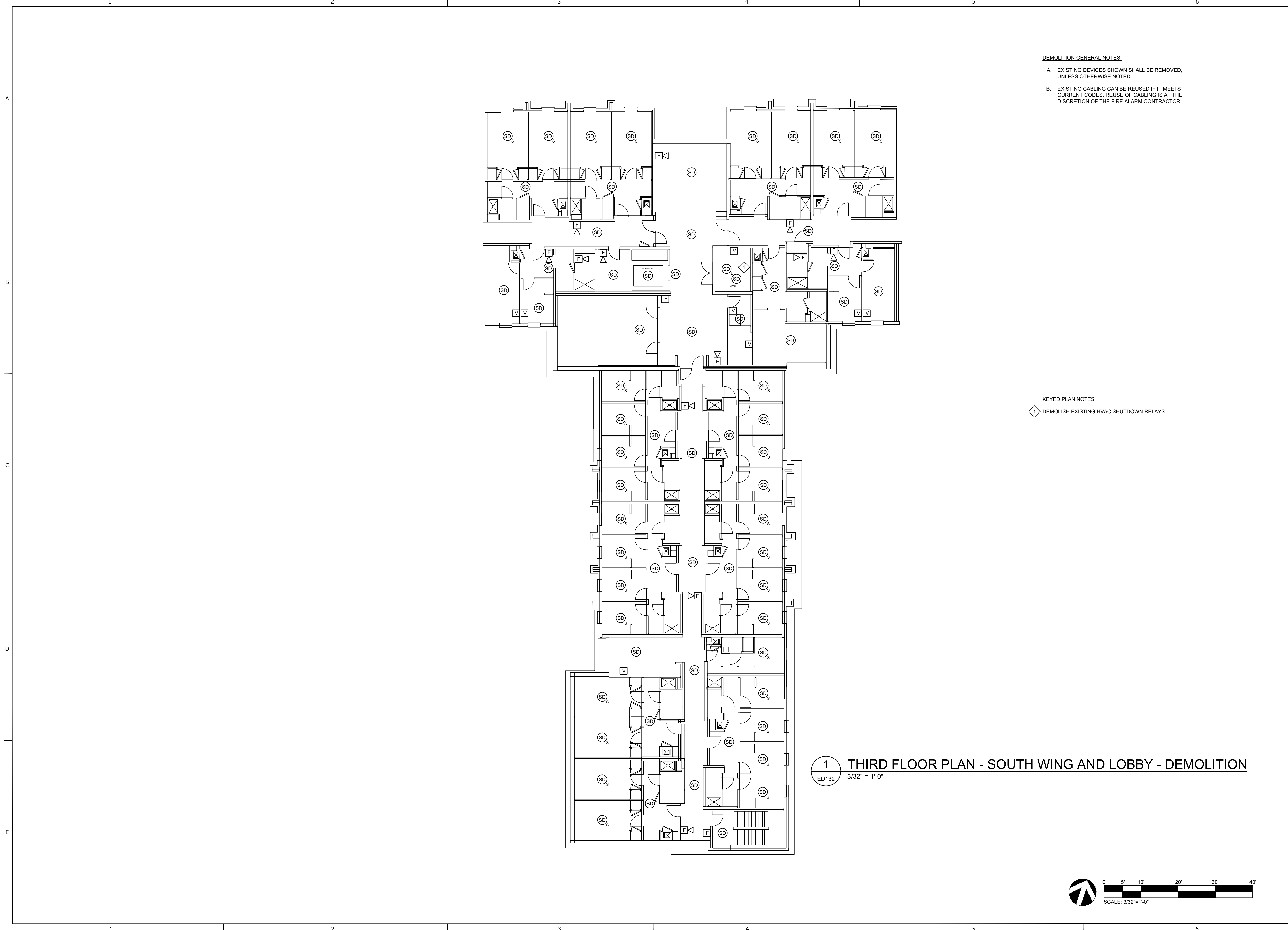
**WHEELER HALL
 FIRE ALARM UPGRADES
 BLINN COLLEGE - BRENHAM CAMPUS
 BRENHAM, TEXAS 77833**

804 W THIRD ST/

Drawn: CJ
 Checked: RR
 Date: 02-02-2024
 Project No.: 230951
 Revisions:

SHEET TITLE
THIRD FLOOR PLAN - WEST & EAST WINGS - DEMOLITION

SHEET NO.
ED131




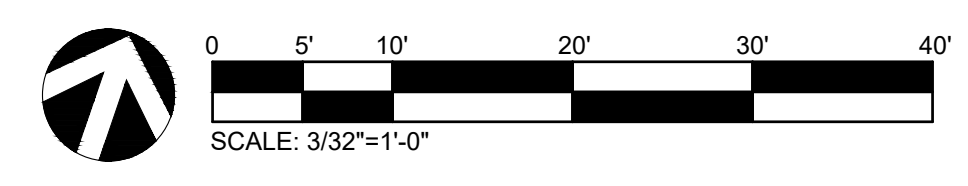
DEMOLITION GENERAL NOTES:

- A. EXISTING DEVICES SHOWN SHALL BE REMOVED, UNLESS OTHERWISE NOTED.
- B. EXISTING CABLING CAN BE REUSED IF IT MEETS CURRENT CODES. REUSE OF CABLING IS AT THE DISCRETION OF THE FIRE ALARM CONTRACTOR.

KEYED PLAN NOTES:

- ◊ DEMOLISH EXISTING HVAC SHUTDOWN RELAYS.

1 THIRD FLOOR PLAN - SOUTH WING AND LOBBY - DEMOLITION
 ED132 3/32" = 1'-0"

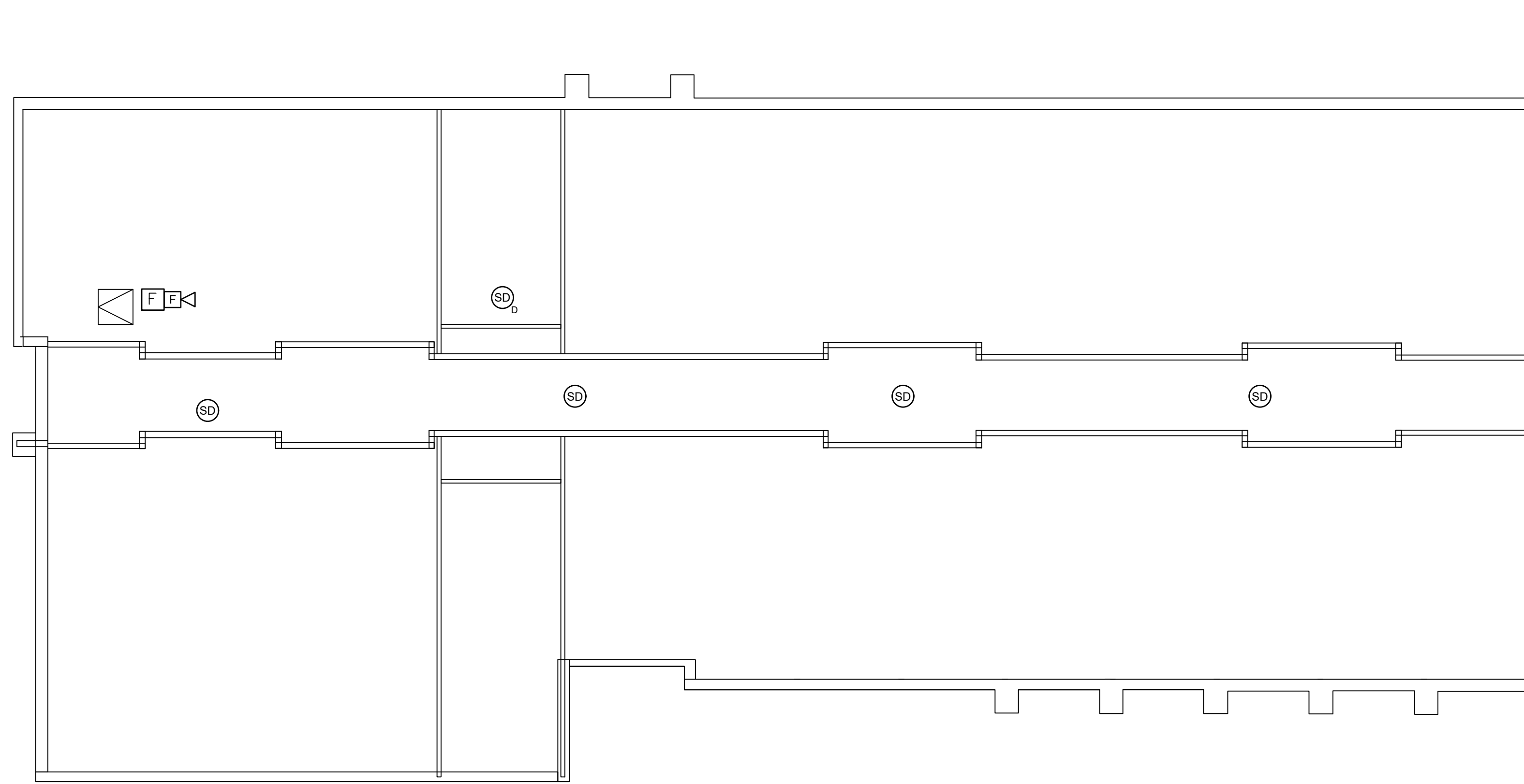


WHEELER HALL
FIRE ALARM UPGRADES
BLINN COLLEGE - BRENHAM CAMPUS
 804 W THIRD ST/
 BRENHAM, TEXAS 77833

Drawn: CJ
 Checked: RR
 Date: 02-02-2024
 Project No.: 230951
 Revisions:

SHEET TITLE
 THIRD FLOOR PLAN - SOUTH WING & LOBBY - DEMOLITION
 SHEET NO.

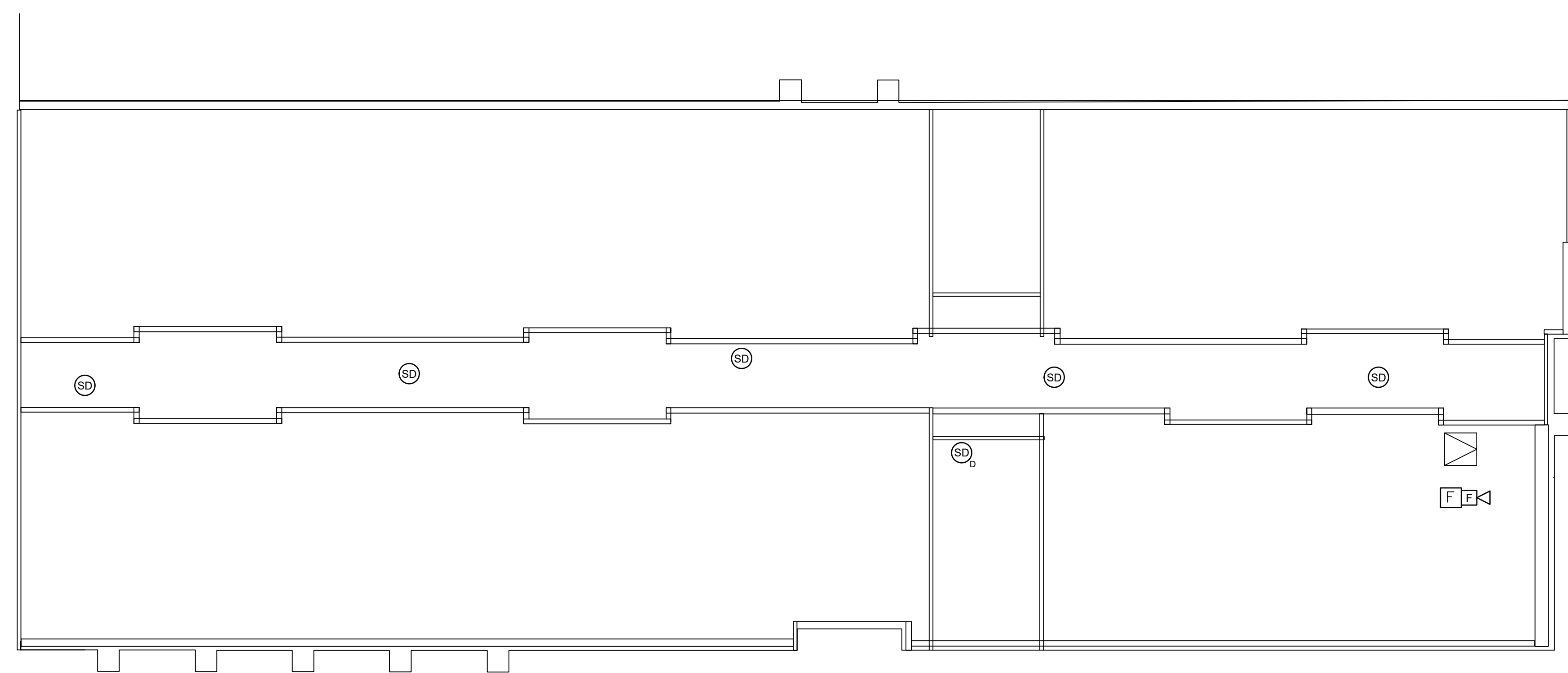
ED132



DEMOLITION GENERAL NOTES:

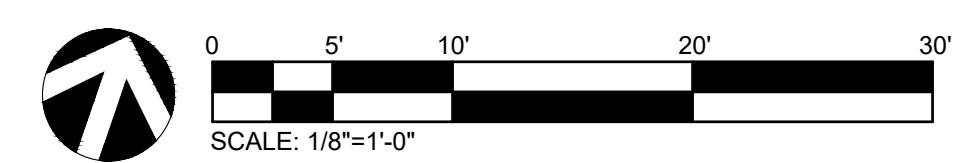
- A. EXISTING DEVICES SHOWN SHALL BE REMOVED, UNLESS OTHERWISE NOTED.
- B. EXISTING CABLING CAN BE REUSED IF IT MEETS CURRENT CODES. REUSE OF CABLING IS AT THE DISCRETION OF THE FIRE ALARM CONTRACTOR.

1 ATTIC PLAN - WEST WING - DEMOLITION
 ED141 1/8" = 1'-0"



FIELD VERIFY ATTIC DEVICES. DEVICES SHOWN ARE FOR REFERENCE AND HAVE NOT BEEN FIELD VERIFIED.

2 ATTIC PLAN - EAST WING - DEMOLITION
 ED141 1/8" = 1'-0"

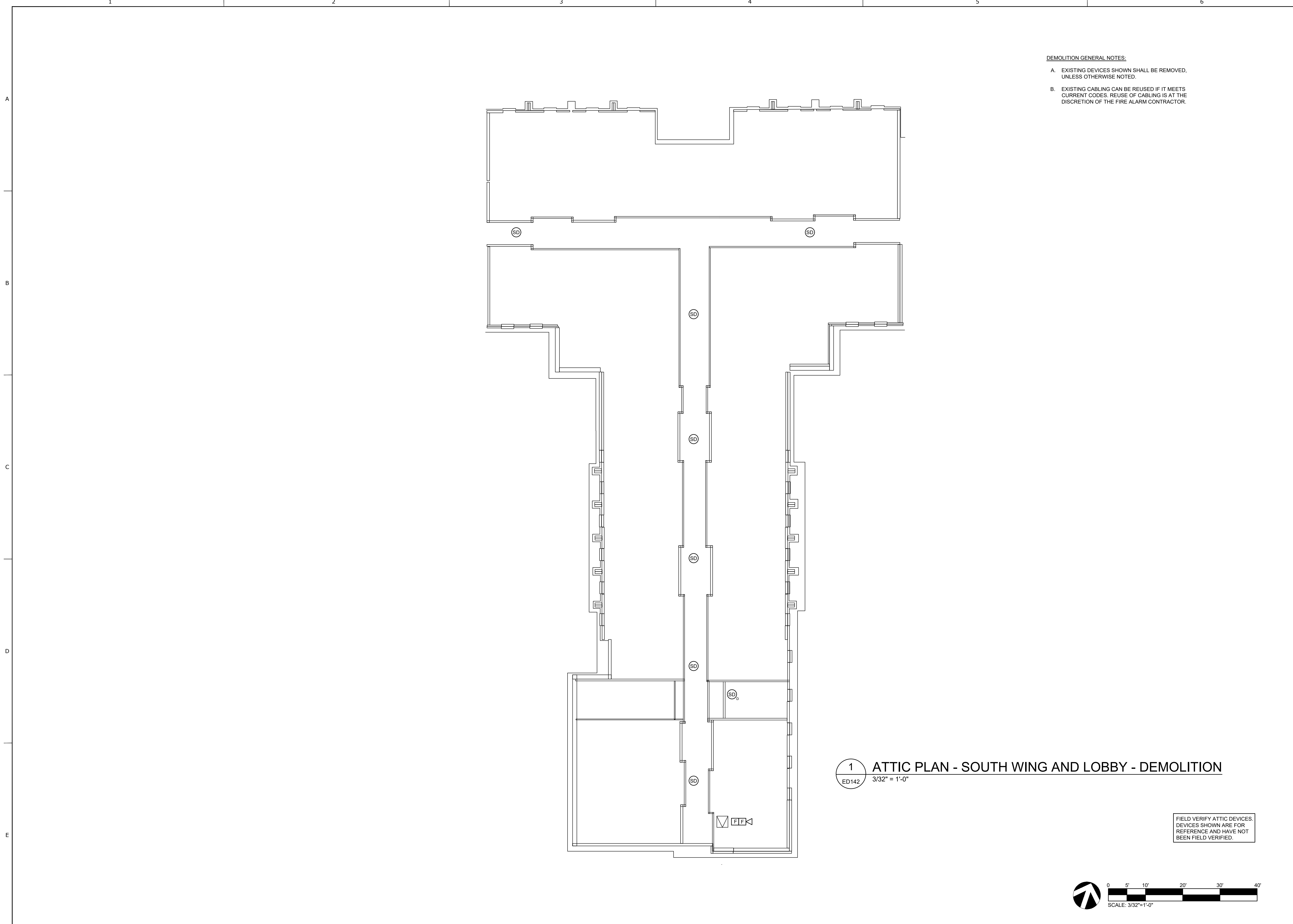


**WHEELER HALL
 FIRE ALARM UPGRADES
 BLINN COLLEGE - BRENHAM CAMPUS
 804 W THIRD ST/
 BRENHAM, TEXAS 77833**

Drawn: CJ
 Checked: RR
 Date: 02-02-2024
 Project No.: 230951
 Revisions:

SHEET TITLE
 ATTIC PLAN - WEST & EAST WINGS - DEMOLITION
 SHEET NO.


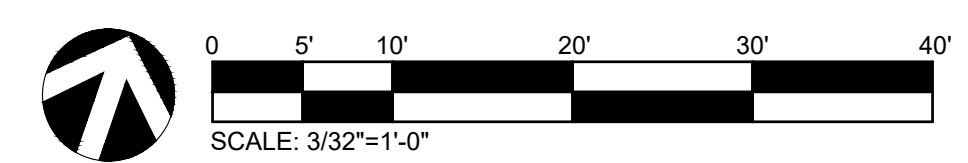
ED141



DEMOLITION GENERAL NOTES:
 A. EXISTING DEVICES SHOWN SHALL BE REMOVED, UNLESS OTHERWISE NOTED.
 B. EXISTING CABLING CAN BE REUSED IF IT MEETS CURRENT CODES. REUSE OF CABLING IS AT THE DISCRETION OF THE FIRE ALARM CONTRACTOR.

1 ATTIC PLAN - SOUTH WING AND LOBBY - DEMOLITION
 ED142 3/32" = 1'-0"

FIELD VERIFY ATTIC DEVICES. DEVICES SHOWN ARE FOR REFERENCE AND HAVE NOT BEEN FIELD VERIFIED.

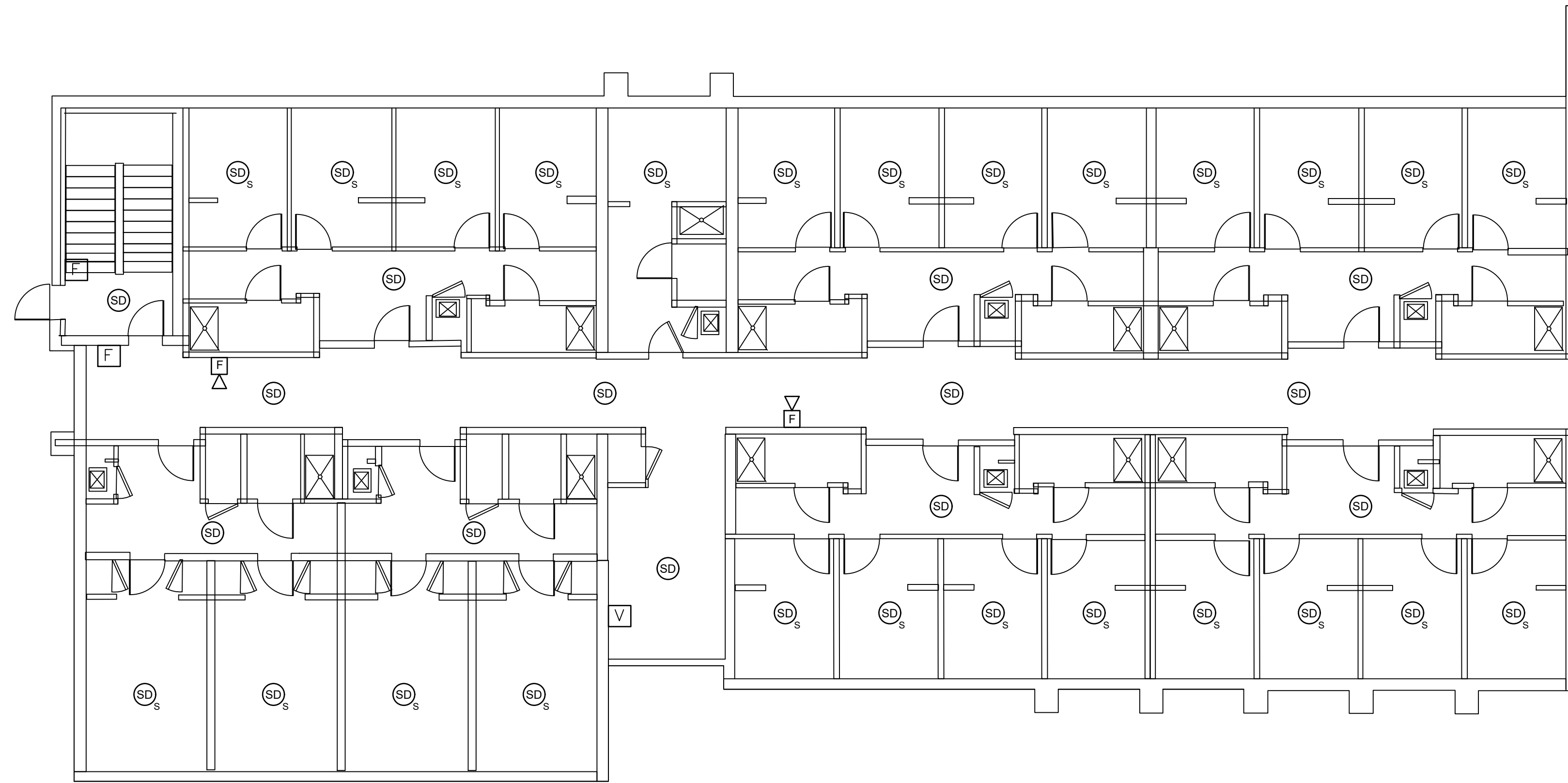


WHEELER HALL
FIRE ALARM UPGRADES
BLINN COLLEGE - BRENHAM CAMPUS
 804 W THIRD ST/
 BRENHAM, TEXAS 77833

Drawn: CJ
 Checked: RR
 Date: 02-02-2024
 Project No.: 230951
 Revisions:

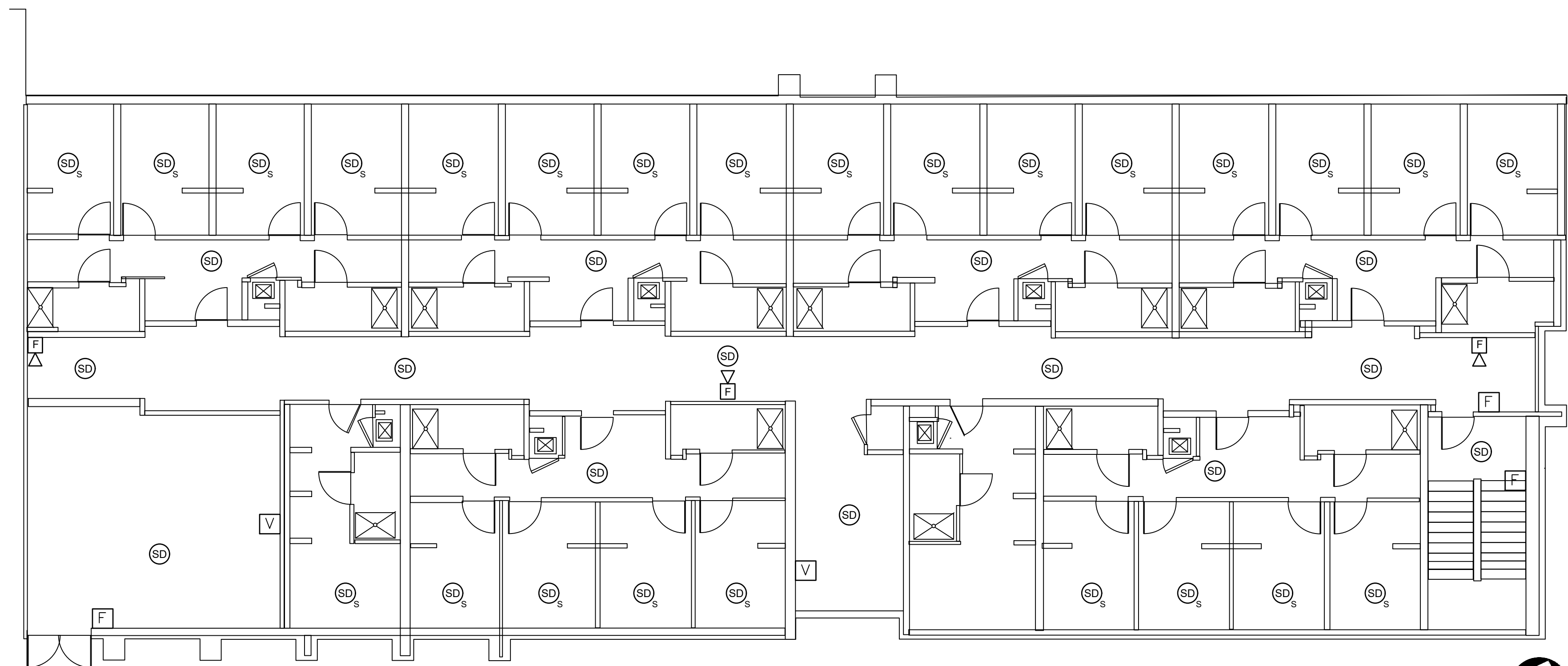
SHEET TITLE
 ATTIC PLAN - SOUTH WING & LOBBY - DEMOLITION
 SHEET NO.

ED142

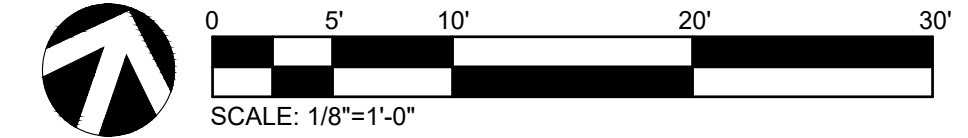


- GENERAL NOTES:
- A. NEW DEVICES SHALL RECONNECT TO EXISTING FIRE ALARM CONTROL PANEL.
 - B. SYSTEM SHALL BE REPROGRAMMED FOR COMPLETE OPERATION AT THE END OF CONSTRUCTION.

1 FIRST FLOOR PLAN - WEST WING
E111 1/8" = 1'-0"



2 FIRST FLOOR PLAN - EAST WING
E111 1/8" = 1'-0"



CLEARY ZIMMERMANN ENGINEERS
Fire No. 1-937 / ClearyZimmermann.com

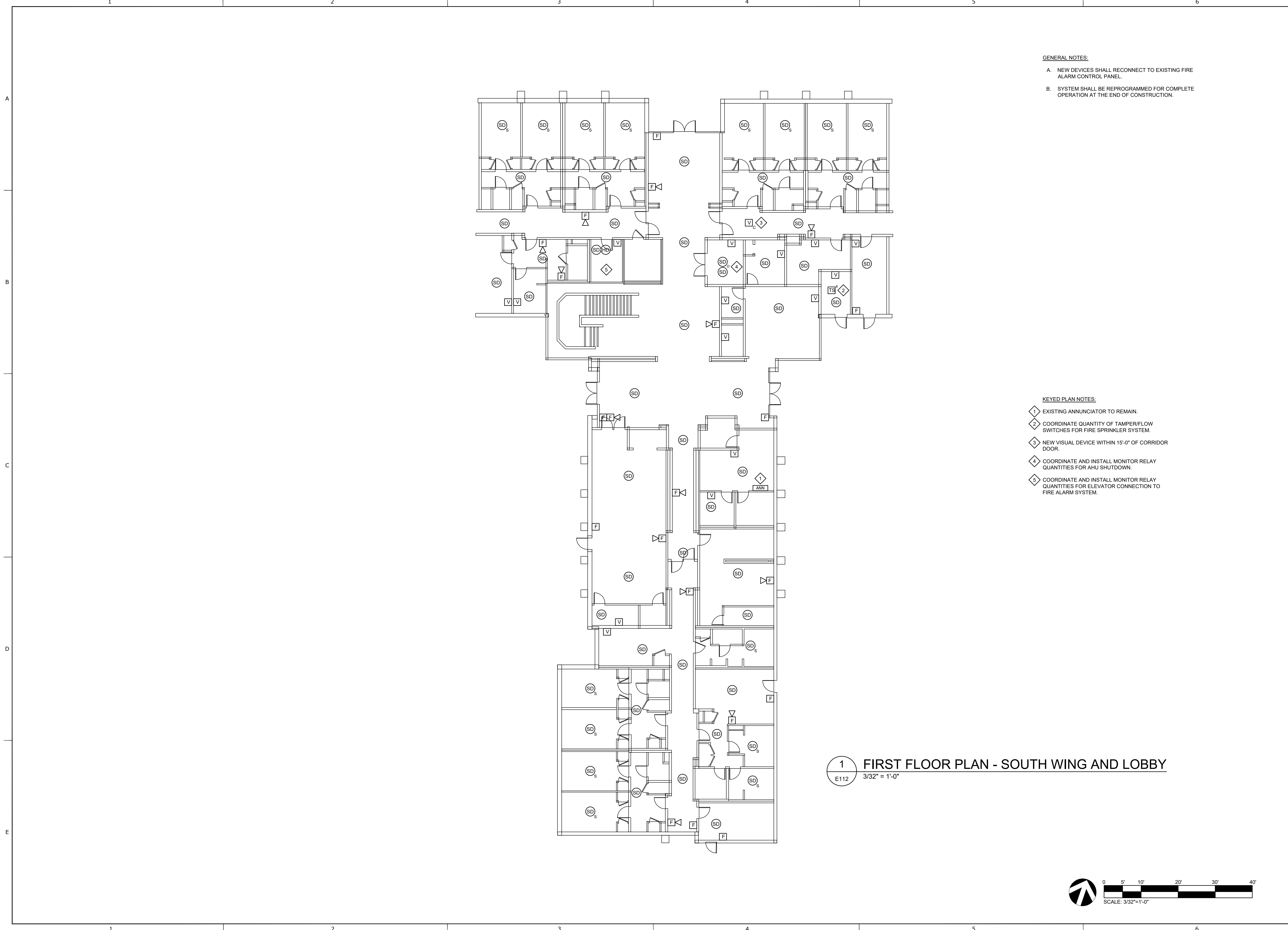


**WHEELER HALL
FIRE ALARM UPGRADES
BLINN COLLEGE - BRENHAM CAMPUS
804 W THIRD ST/
BRENHAM, TEXAS 77833**

Drawn: CJ
Checked: RR
Date: 02-02-2024
Project No.: 230951
Revisions:

SHEET TITLE
FIRST FLOOR PLAN - WEST & EAST WINGS

SHEET NO.
E111



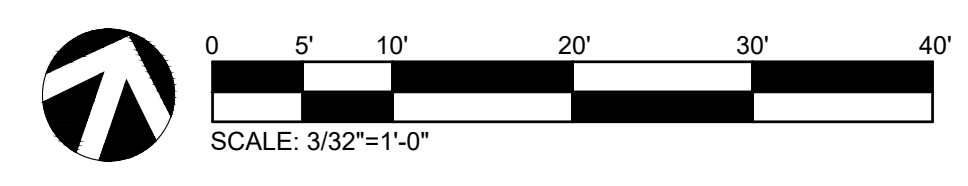
GENERAL NOTES:

- A. NEW DEVICES SHALL RECONNECT TO EXISTING FIRE ALARM CONTROL PANEL.
- B. SYSTEM SHALL BE REPROGRAMMED FOR COMPLETE OPERATION AT THE END OF CONSTRUCTION.

KEYED PLAN NOTES:

- 1 EXISTING ANNUNCIATOR TO REMAIN.
- 2 COORDINATE QUANTITY OF TAMPER/FLOW SWITCHES FOR FIRE SPRINKLER SYSTEM.
- 3 NEW VISUAL DEVICE WITHIN 15'-0" OF CORRIDOR DOOR.
- 4 COORDINATE AND INSTALL MONITOR RELAY QUANTITIES FOR AHU SHUTDOWN.
- 5 COORDINATE AND INSTALL MONITOR RELAY QUANTITIES FOR ELEVATOR CONNECTION TO FIRE ALARM SYSTEM.

1 FIRST FLOOR PLAN - SOUTH WING AND LOBBY
 E112 3/32" = 1'-0"

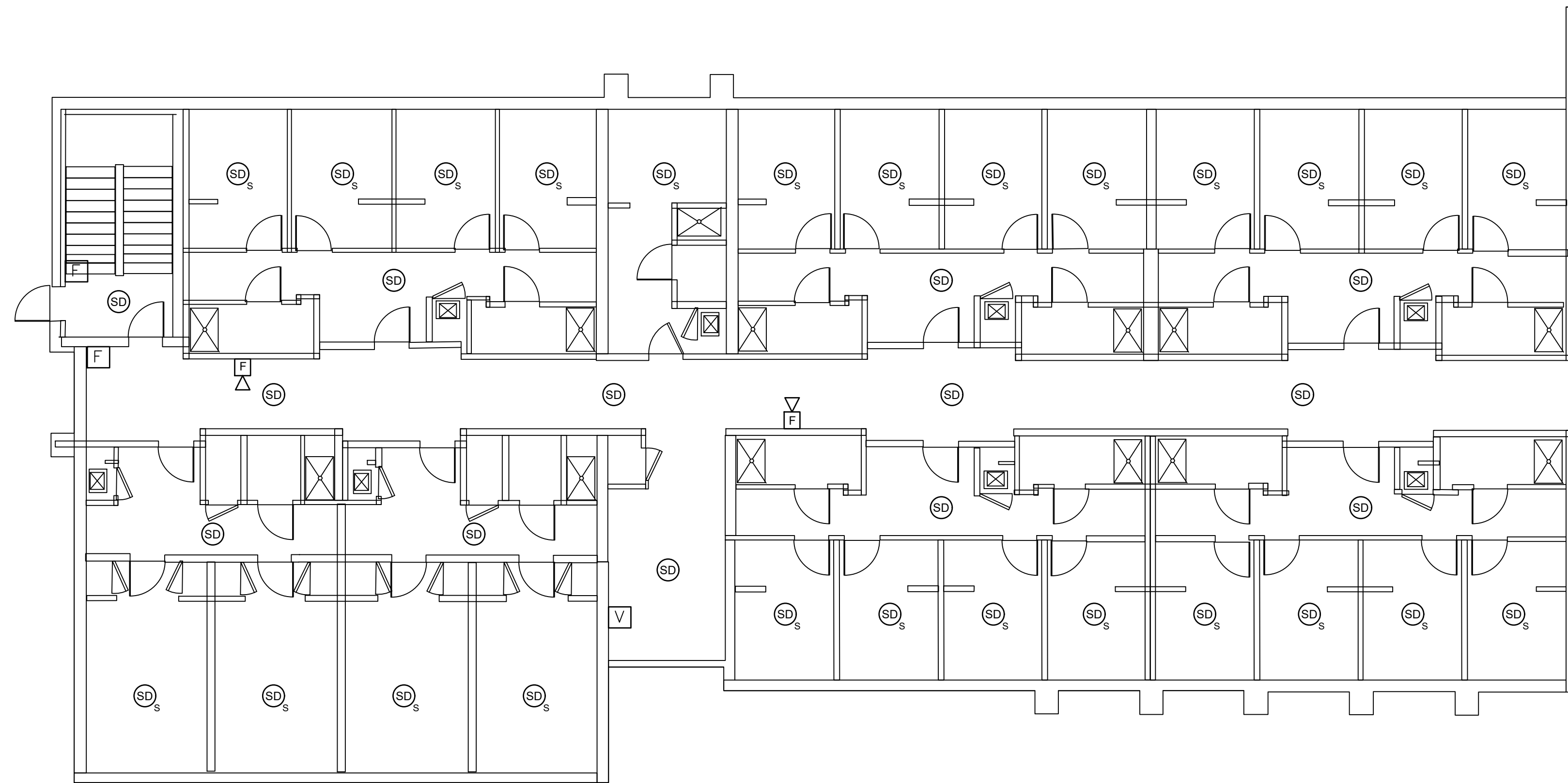


WHEELER HALL
FIRE ALARM UPGRADES
BLINN COLLEGE - BRENHAM CAMPUS
 804 W THIRD ST/
 BRENHAM, TEXAS 77833

Drawn: CJ
 Checked: RR
 Date: 02-02-2024
 Project No.: 230951
 Revisions:

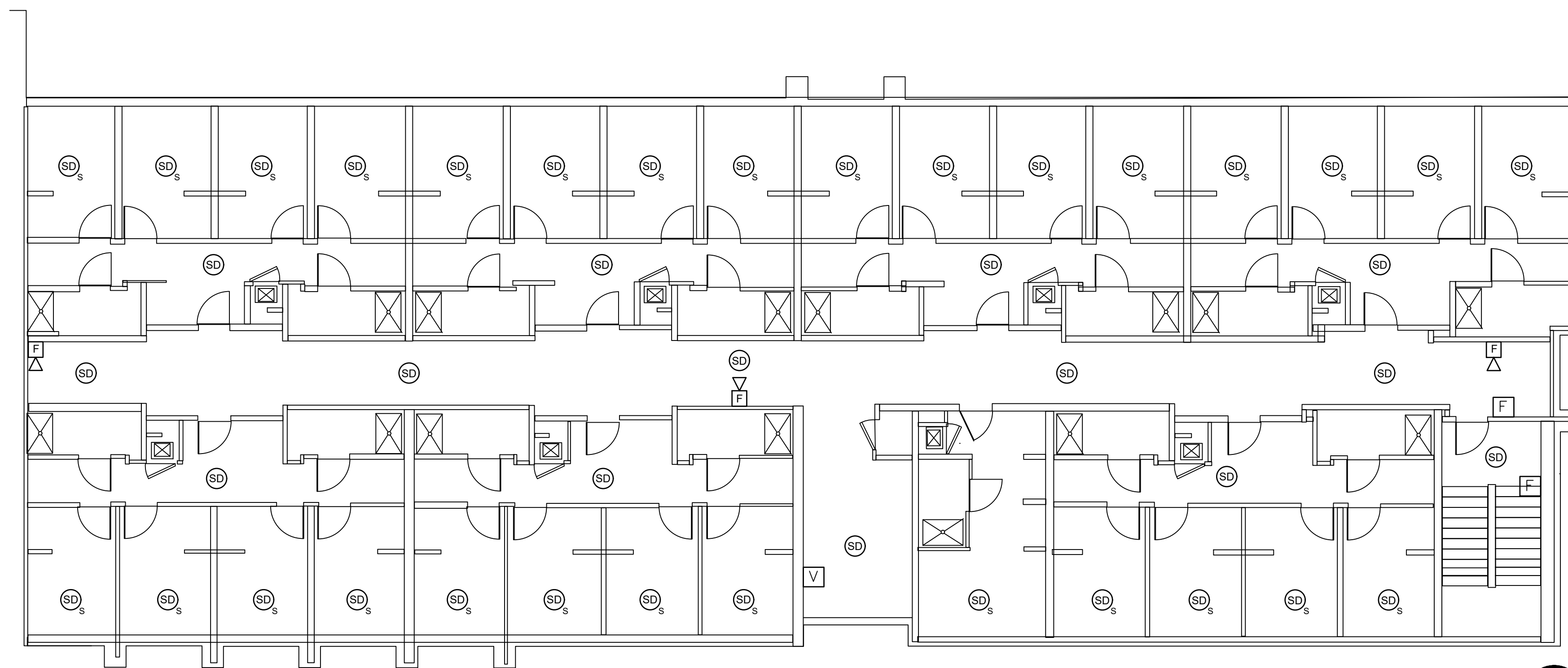
SHEET TITLE
FIRST FLOOR PLAN - SOUTH WING & LOBBY

SHEET NO.
E112

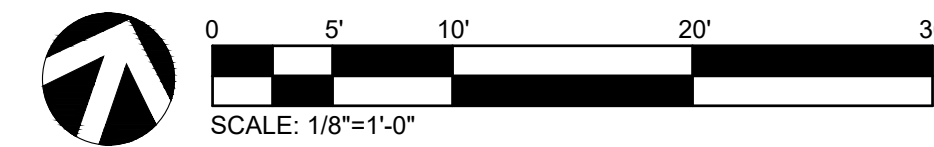


- GENERAL NOTES:
- A. NEW DEVICES SHALL RECONNECT TO EXISTING FIRE ALARM CONTROL PANEL.
 - B. SYSTEM SHALL BE REPROGRAMMED FOR COMPLETE OPERATION AT THE END OF CONSTRUCTION.

1 SECOND FLOOR PLAN - WEST WING
 E121 1/8" = 1'-0"



2 SECOND FLOOR PLAN - EAST WING
 E121 1/8" = 1'-0"



CLEARY ZIMMERMANN ENGINEERS
 Fire No. 1-937 / ClearyZimmermann.com

**WHEELER HALL
 FIRE ALARM UPGRADES**
BLINN COLLEGE - BRENHAM CAMPUS
 804 W THIRD ST/
 BRENHAM, TEXAS 77833

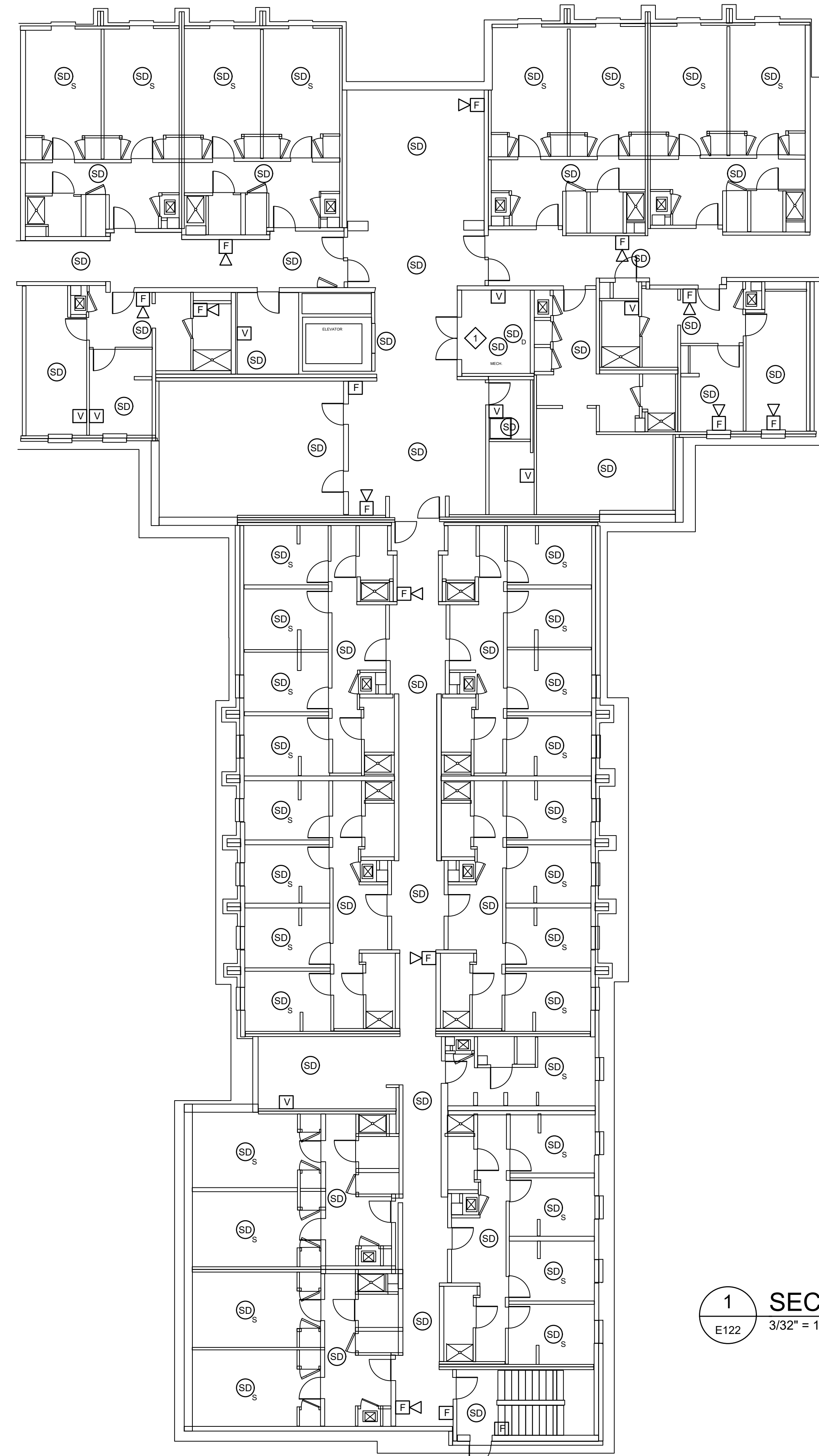
Drawn: CJ
 Checked: RR
 Date: 02-02-2024
 Project No.: 230951
 Revisions:

SHEET TITLE
SECOND FLOOR PLAN - WEST & EAST WINGS

SHEET NO.
E121

1 2 3 4 5 6

A
B
C
D
E



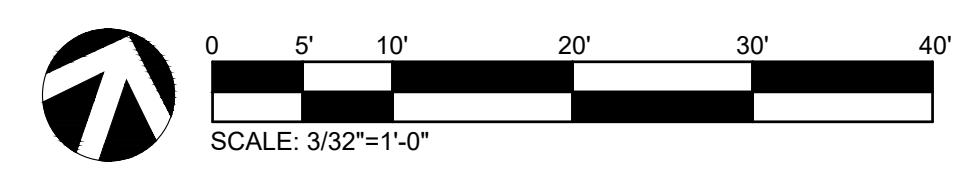
GENERAL NOTES:

- A. NEW DEVICES SHALL RECONNECT TO EXISTING FIRE ALARM CONTROL PANEL.
- B. SYSTEM SHALL BE REPROGRAMMED FOR COMPLETE OPERATION AT THE END OF CONSTRUCTION.

KEYED PLAN NOTES:

- ◇ COORDINATE AND INSTALL MONITOR RELAY QUANTITIES FOR AHU SHUTDOWN.

1 SECOND FLOOR PLAN - SOUTH WING AND LOBBY
E122 3/32" = 1'-0"



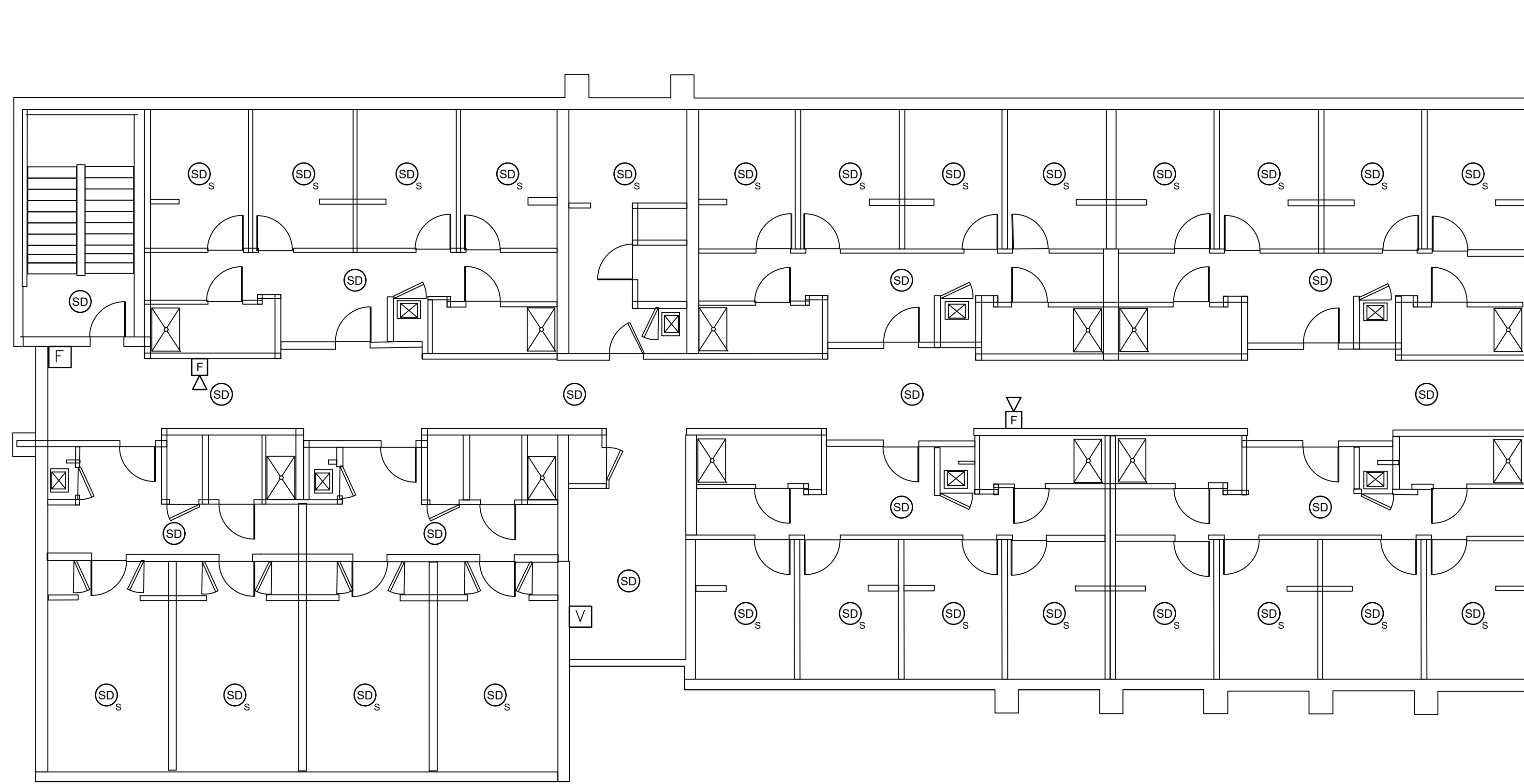
**WHEELER HALL
FIRE ALARM UPGRADES**
BLINN COLLEGE - BRENHAM CAMPUS
 804 W THIRD ST/
 BRENHAM, TEXAS 77833

Drawn: CJ
 Checked: RR
 Date: 02-02-2024
 Project No.: 230951
 Revisions:

SHEET TITLE
 SECOND FLOOR
 PLAN - SOUTH
 WING & LOBBY

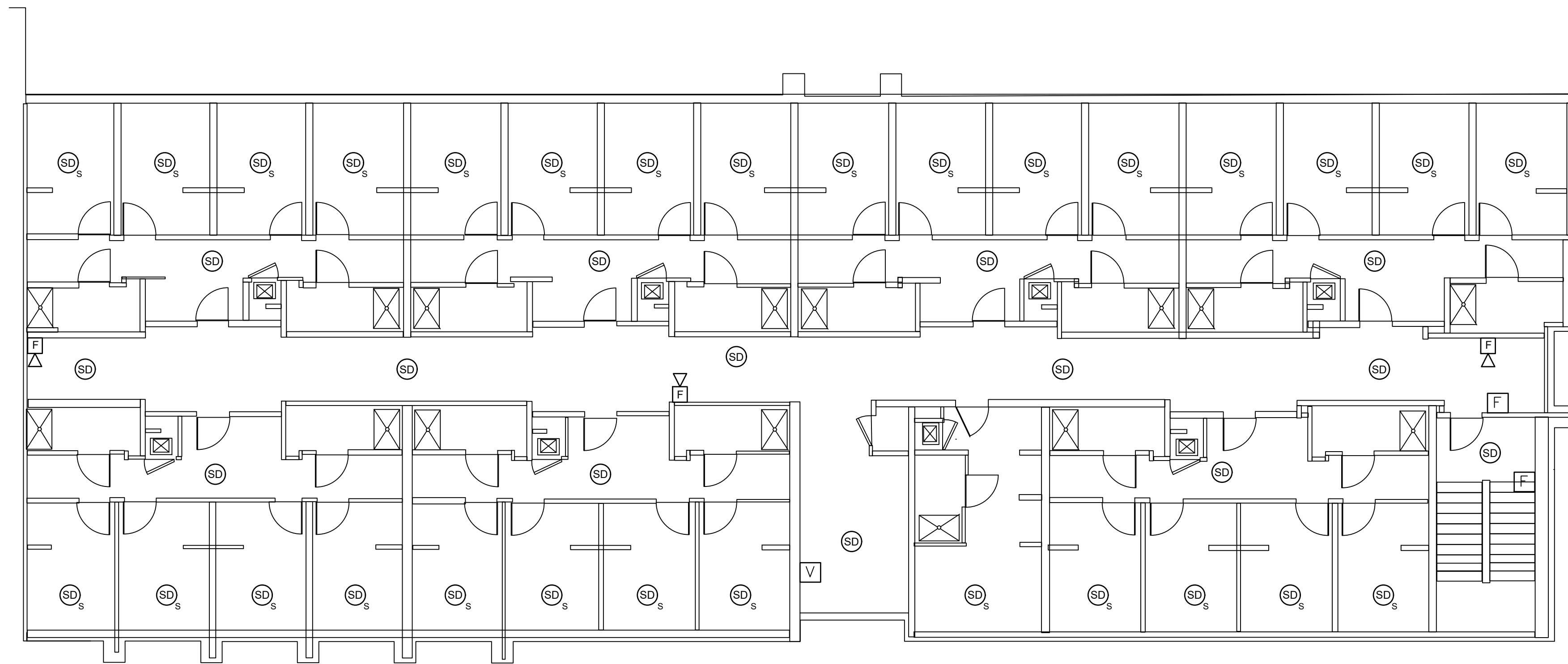
SHEET NO.
E122

1 2 3 4 5 6

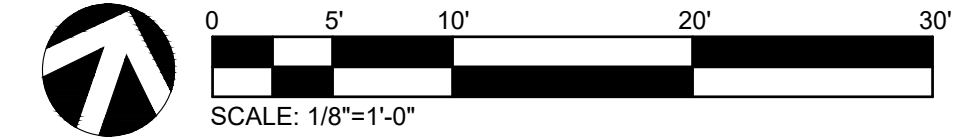


- GENERAL NOTES:
- A. NEW DEVICES SHALL RECONNECT TO EXISTING FIRE ALARM CONTROL PANEL.
 - B. SYSTEM SHALL BE REPROGRAMMED FOR COMPLETE OPERATION AT THE END OF CONSTRUCTION.

1 THIRD FLOOR PLAN - WEST WING
E131 1/8" = 1'-0"



2 THIRD FLOOR PLAN - EAST WING
E131 1/8" = 1'-0"

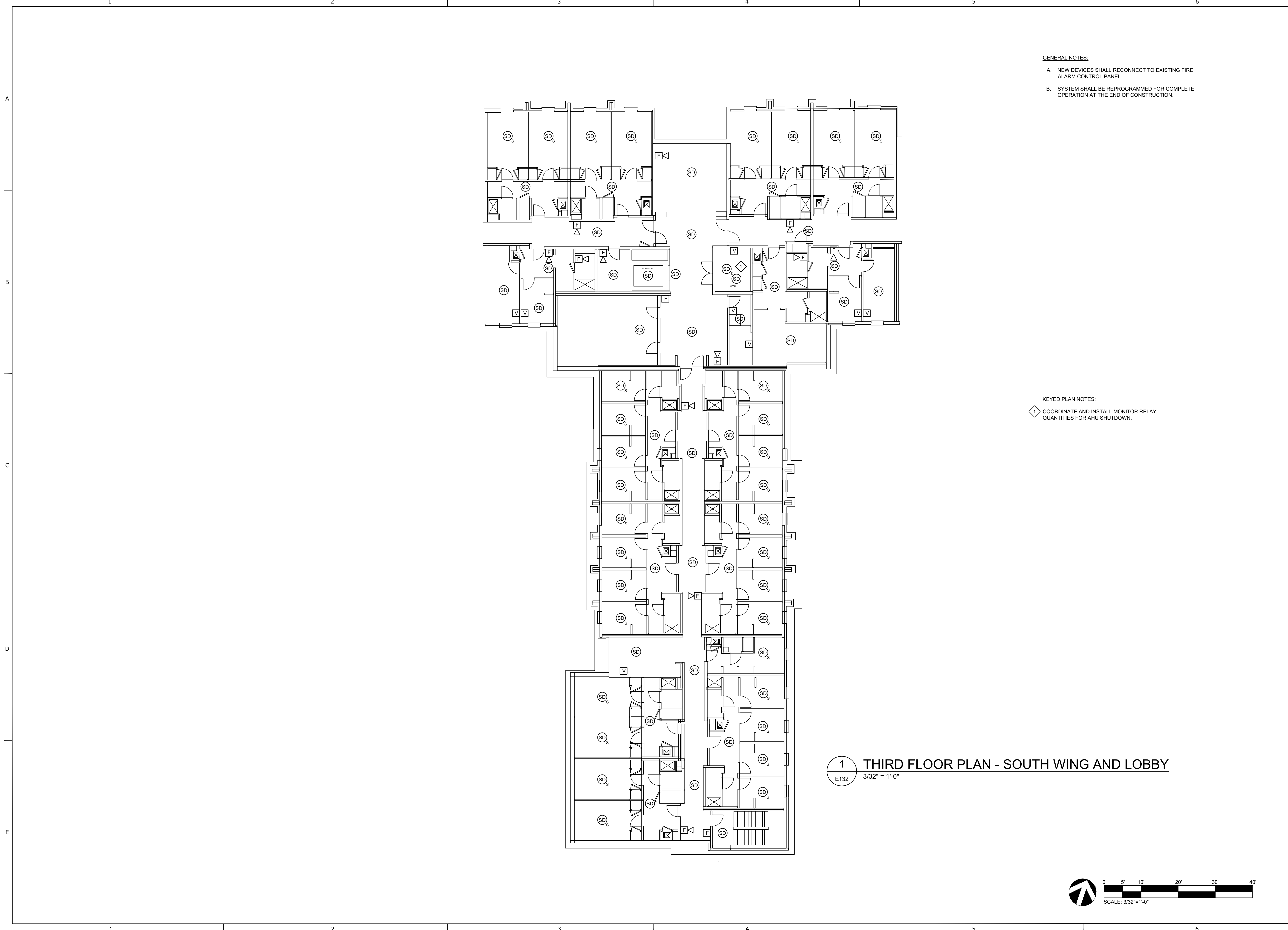


WHEELER HALL
FIRE ALARM UPGRADES
BLINN COLLEGE - BRENHAM CAMPUS
 804 W THIRD ST/
 BRENHAM, TEXAS 77833

Drawn: CJ
 Checked: RR
 Date: 02-02-2024
 Project No.: 230951
 Revisions:

SHEET TITLE
 THIRD FLOOR PLAN - WEST & EAST WINGS

SHEET NO.
E131



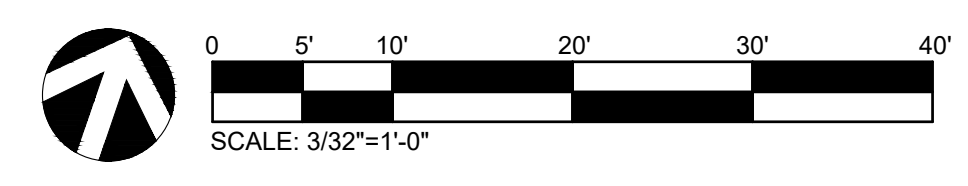
GENERAL NOTES:

- A. NEW DEVICES SHALL RECONNECT TO EXISTING FIRE ALARM CONTROL PANEL.
- B. SYSTEM SHALL BE REPROGRAMMED FOR COMPLETE OPERATION AT THE END OF CONSTRUCTION.

KEYED PLAN NOTES:

- ◊ COORDINATE AND INSTALL MONITOR RELAY QUANTITIES FOR AHU SHUTDOWN.

1 THIRD FLOOR PLAN - SOUTH WING AND LOBBY
 E132 3/32" = 1'-0"



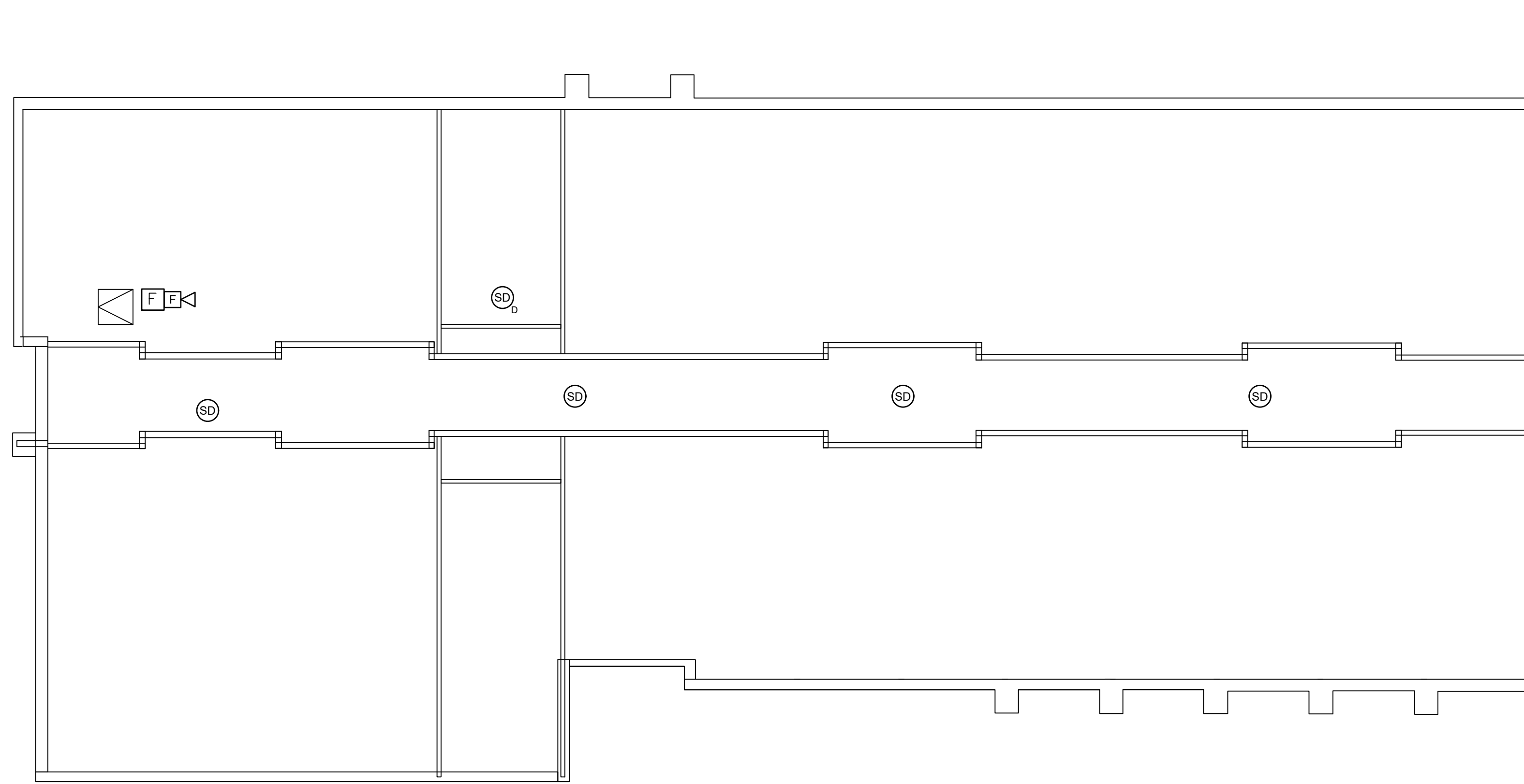
CLEARY ZIMMERMANN ENGINEERS
 Firm No. 1-937 / ClearyZimmermann.com

**WHEELER HALL
 FIRE ALARM UPGRADES
 BLINN COLLEGE - BRENHAM CAMPUS
 804 W THIRD ST/
 BRENHAM, TEXAS 77833**

Drawn: CJ
 Checked: RR
 Date: 02-02-2024
 Project No.: 230951
 Revisions:

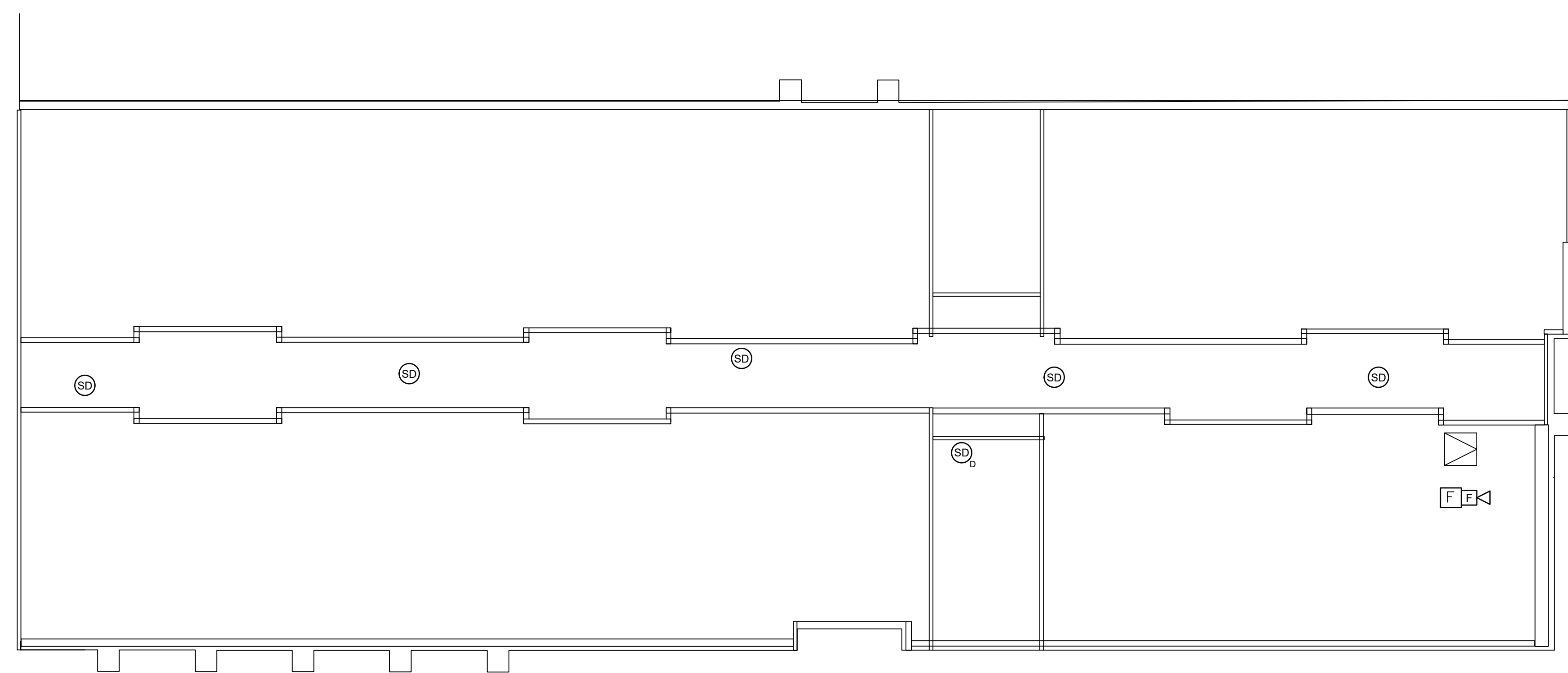
SHEET TITLE
 THIRD FLOOR
 PLAN - SOUTH
 WING & LOBBY

SHEET NO.
E132



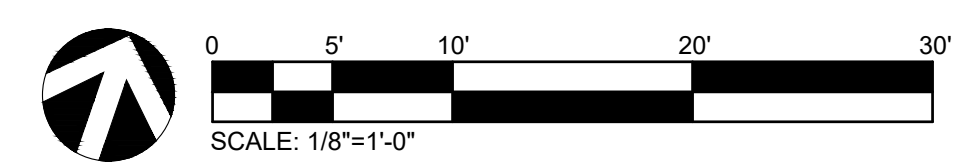
- GENERAL NOTES:**
- A. NEW DEVICES SHALL RECONNECT TO EXISTING FIRE ALARM CONTROL PANEL.
 - B. SYSTEM SHALL BE REPROGRAMMED FOR COMPLETE OPERATION AT THE END OF CONSTRUCTION.

1 ATTIC PLAN - WEST WING
 E141 1/8" = 1'-0"



2 ATTIC PLAN - EAST WING
 E141 1/8" = 1'-0"

FIELD VERIFY ATTIC DEVICES. DEVICES SHOWN ARE FOR REFERENCE AND HAVE NOT BEEN FIELD VERIFIED.

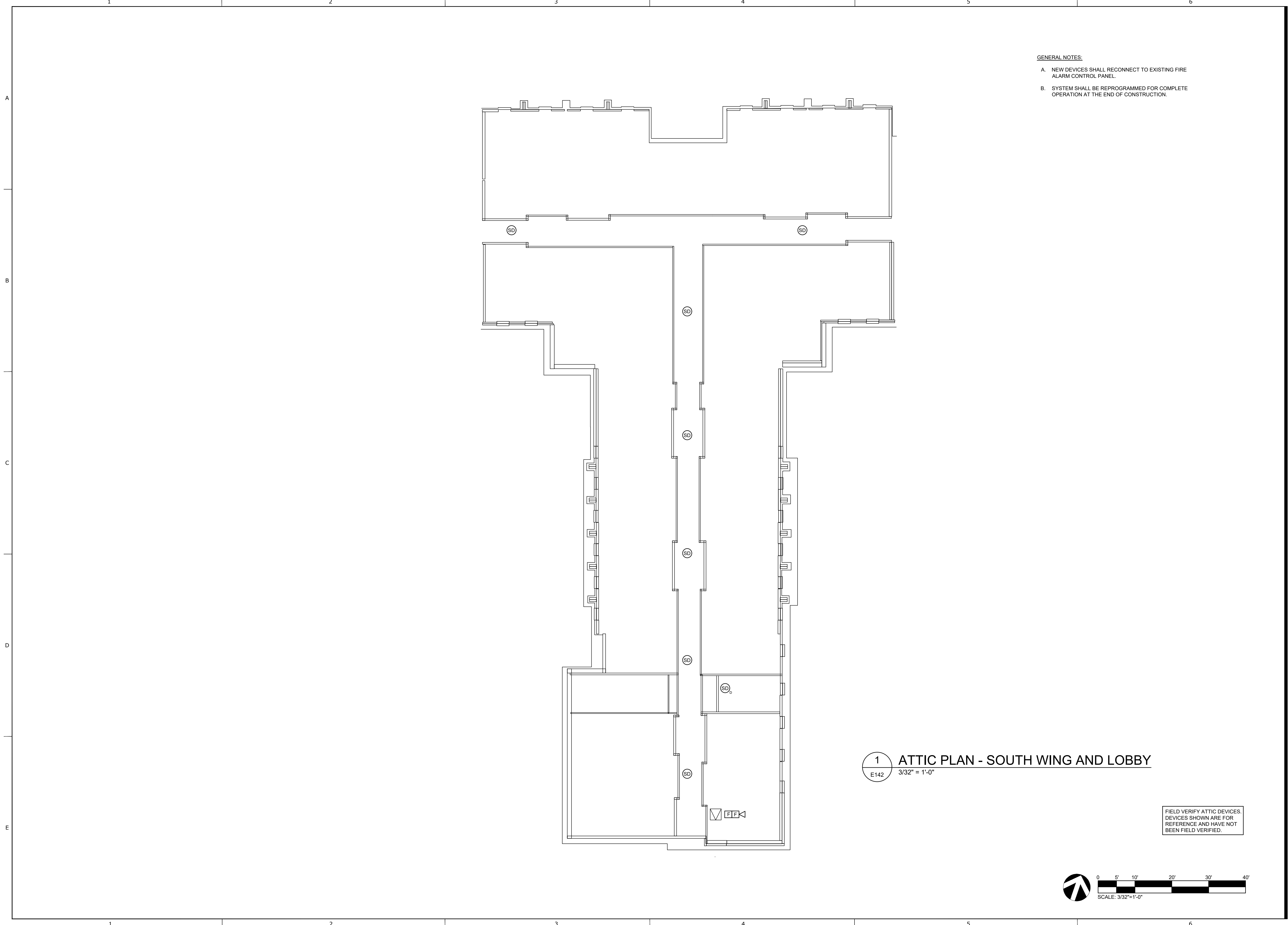


**WHEELER HALL
 FIRE ALARM UPGRADES
 BLINN COLLEGE - BRENNHAM CAMPUS
 BRENNHAM, TEXAS 77833
 804 W THIRD ST/**

Drawn: CJ
 Checked: RR
 Date: 02-02-2024
 Project No.: 230951
 Revisions:

SHEET TITLE
 ATTIC PLAN -
 WEST & EAST
 WINGS

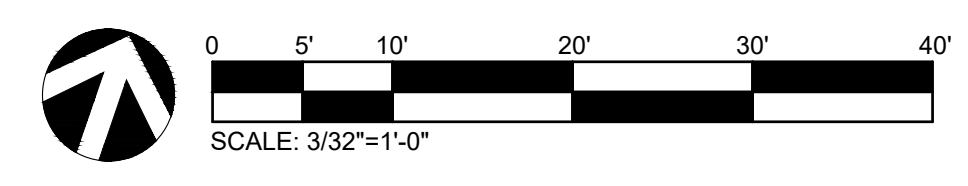
SHEET NO.
E141



- GENERAL NOTES:
- A. NEW DEVICES SHALL RECONNECT TO EXISTING FIRE ALARM CONTROL PANEL.
 - B. SYSTEM SHALL BE REPROGRAMMED FOR COMPLETE OPERATION AT THE END OF CONSTRUCTION.

1 ATTIC PLAN - SOUTH WING AND LOBBY
 E142 3/32" = 1'-0"

FIELD VERIFY ATTIC DEVICES. DEVICES SHOWN ARE FOR REFERENCE AND HAVE NOT BEEN FIELD VERIFIED.



WHEELER HALL
FIRE ALARM UPGRADES
BLINN COLLEGE - BRENHAM CAMPUS
 804 W THIRD ST/
 BRENHAM, TEXAS 77833

Drawn: CJ
 Checked: RR
 Date: 02-02-2024
 Project No.: 230951
 Revisions:

SHEET TITLE
 ATTIC PLAN -
 SOUTH WING &
 LOBBY

SHEET NO.
E142